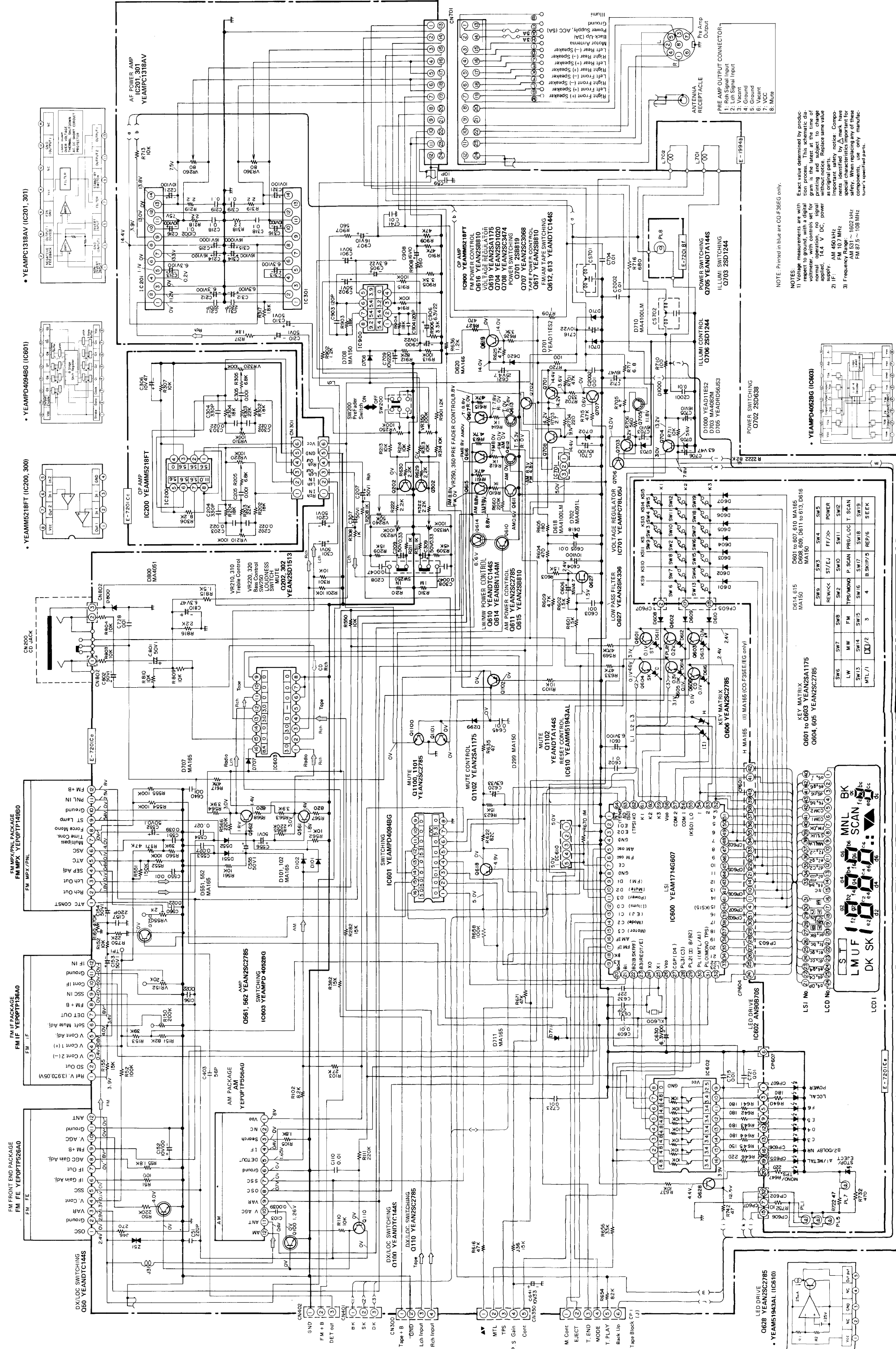


SCHEMATIC DIAGRAM / SCHALTBLT MODEL CO-F35EE/EG, CO-F36EG (MAIN BLOCK)



• YEAMPC1318AV (IC201, 301)

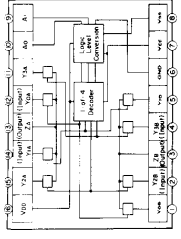
• YEAMPC4094BG (IC601)

• YEAMM5218FT (IC200, 300)

NOTE: Printed in blue are CO-F36EG only.

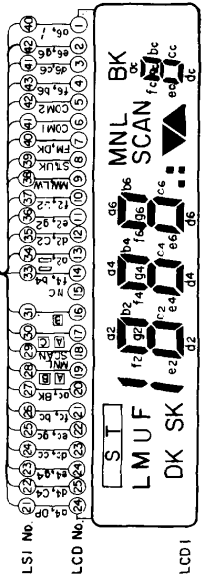
NOTES:
1) Voltage measurements are with respect to ground, with a digital voltmeter, across controls set for normal operation. Do not apply power without notice. Replace same value as original parts.
2) IF: AM 450 kHz
FM 531 ~ 1602 kHz
FM 87.5 ~ 108 MHz
Important safety notice: Components identified by a mark have been tested and found to be safe. When replacing any of these components, use only manufacturer's specified parts.

• YEAMPD4052BG (IC603)



KEY MATRIX

SW5	SW6	SW7	SW8	SW9	SW10	SW11	SW12	SW13	SW14	SW15	SW16	SW17	SW18	SW19	SW20
REW/FF	ST/EJ	POWER	FF/FF	FF/FF	FF/FF	FF/FF	FF/FF	FF/FF	FF/FF	FF/FF	FF/FF	FF/FF	FF/FF	FF/FF	FF/FF
TRF/MONO	P. SCAN	PRG/LOC	T. SCAN	SW18	SW19	SW20	SEEK								
MTL/1	DO/2	3	4	B.SKIP/5	REP/6	SEEK									



• YEAM51943AL (IC610)

