DSC-P1

SERVICE MANUAL

Level 3

Self Diagnosis Supported model

Ver 1.1 2002. 01

Cyber-shot Digital Still Camera

InfoLITHIUM S

MEMORY STICK

US Model
Canadian Model
AEP Model
UK Model
E Model
Hong Kong Model
Australian Model
Chinese Model
Korea Model
Tourist Model
Japanese Model

This service manual contains information for Japanese model as well.

The information that is not described in this Service Manual is described in the LEVEL 2 Service Manual.
When repairing, use this manual together with LEVEL 2 Service Manual.

Contents of LEVEL 2 Service Manual

SERVICE NOTE	
1. GENERAL	
2. DISASSEMBLY	
3. BLOCK DIAGRAMS	OVERALL
	POWER
4. PRINTED WIRING BOARDS AND SCHEMATIC DIAGRAMS	CD-290 BOARD
	PW-122 BOARD
	ST-62 BOARD
	PD-137 BOARD
	SW-349 BOARD
	ZM-26 BOARD
5. ADJUSTMENT	
6. REPAIR PARTS LIST	EXPLODED VIEWS
	ELECTRICAL PARTS LIST

DIGITAL STILL CAMERA

SONY®

TABLE OF CONTENTS

Section	Title	Page
3.	BLOCK DIAGRAMS	
3-2.	Camera Block Diagram 1	3-3
3-3.	Camera Block Diagram 2	3-5
3-4.	Lens Motor Drive Block Diagram	3-7
3-5.	Mode Control Block Diagram	3-9
3-6.	Video/audio/USB Block Diagram	3-11
3-7.	LCD Block Diagram	3-13
4.	PRINTED WIRING BOARDS AND SCHEMATIC DIAGRAMS	
	CA-66 Printed Wiring Board	4-9
	CA-66 (CAMERA PROCESSOR) Schematic Diagram	4-11
	CA-66 (LENS DRIVE) Schematic Diagram	4-13
	MT-60 Printed Wiring Board	4-15
	MT-60 (CONNECTION 1) Schematic Diagram	4-19
	MT-60 (CONNECTION 2) Schematic Diagram	4-21
	MT-60 (CONNECTION 3) Schematic Diagram	4-24
	MT-60 (CONNECTION 4) Schematic Diagram	4-25
	PS-440 Printed Wiring Board	4-27
	PS-440 (SH DSP) Schematic Diagram	4-31
	PS-440 (MEMORY (SH DSP)) Schematic Diagram	4-33
	PS-440 (CAMERA DSP) Schematic Diagram	4-35
	PS-440 (MEMORY (CAMERA DSP)) Schematic Diagram	4-37
	HI-74 Printed Wiring Board	4-39
	HI-74 (VIDEO,EVR) Schematic Diagram	4-43
	HI-74 (USB I/F) Schematic Diagram	4-45
	HI-74 (HI CONTROL) Schematic Diagram	4-47
	HI-74 (AUDIO) Schematic Diagram	4-49
	BT-2 Printed Wiring Board	4-73
	BT-2 Schematic Diagram	4-75
	DD-150 Printed Wiring Board	4-77
	DD-150 Schematic Diagram	4-79
4-3.	Waveforms	4-81
4-4.	Parts Location	4-83
6.	REPAIR PARTS LIST	
6-2.	Electrical Parts List	6-5

SECTION 3
BLOCK DIAGRAMS

3-2. CAMERA BLOCK DIAGRAM 1

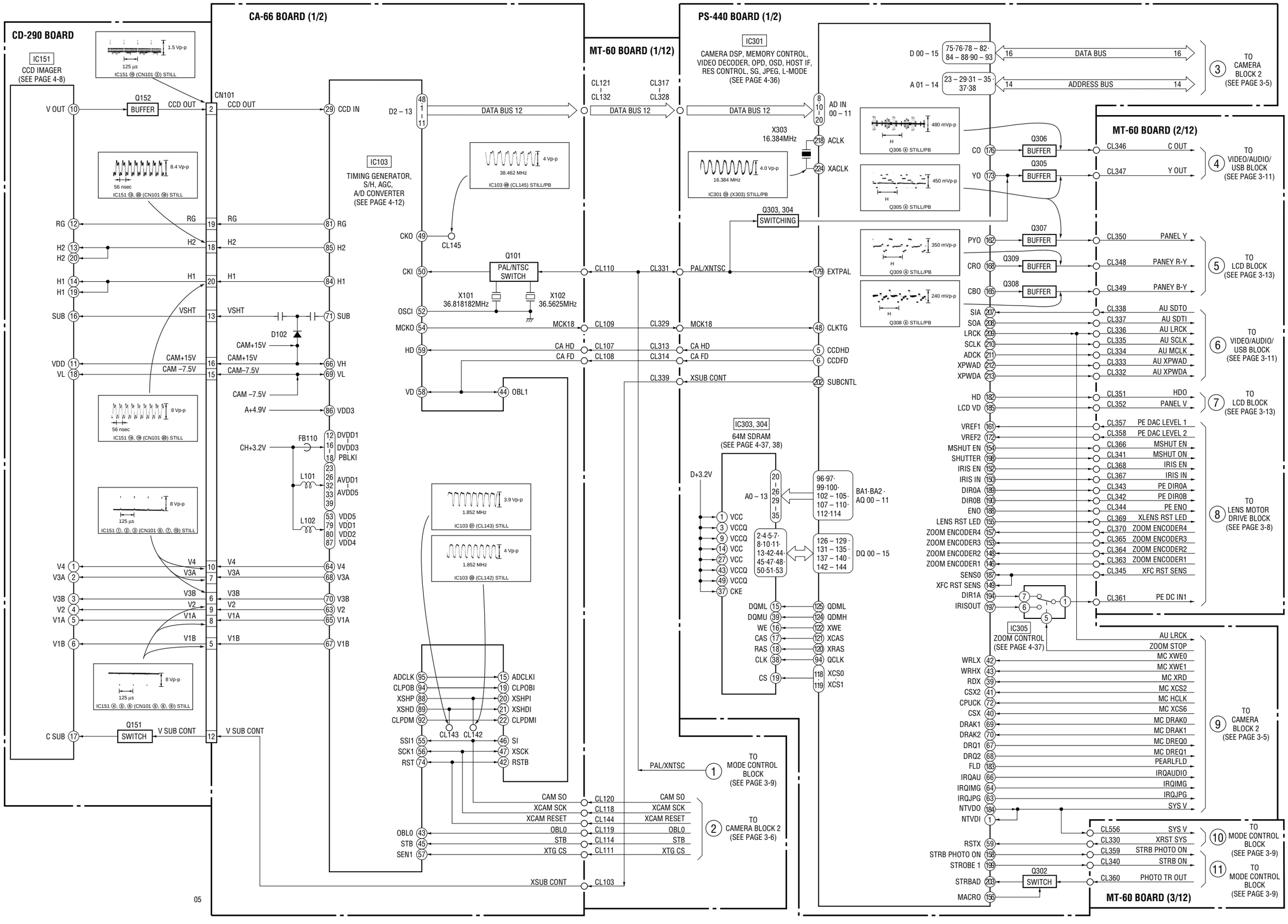

3-3. CAMERA BLOCK DIAGRAM 2

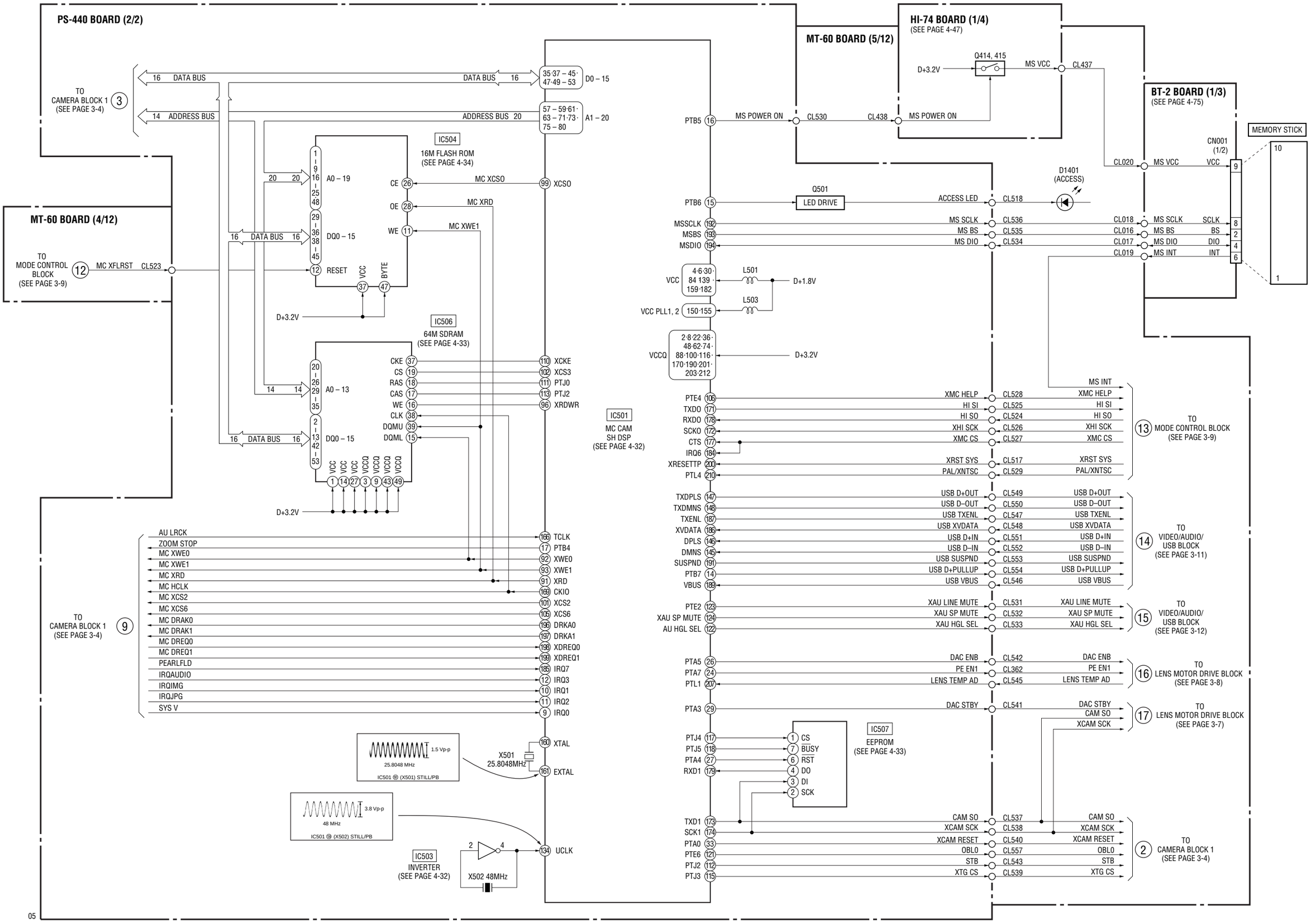

3-4. LENS MOTOR DRIVE BLOCK DIAGRAM

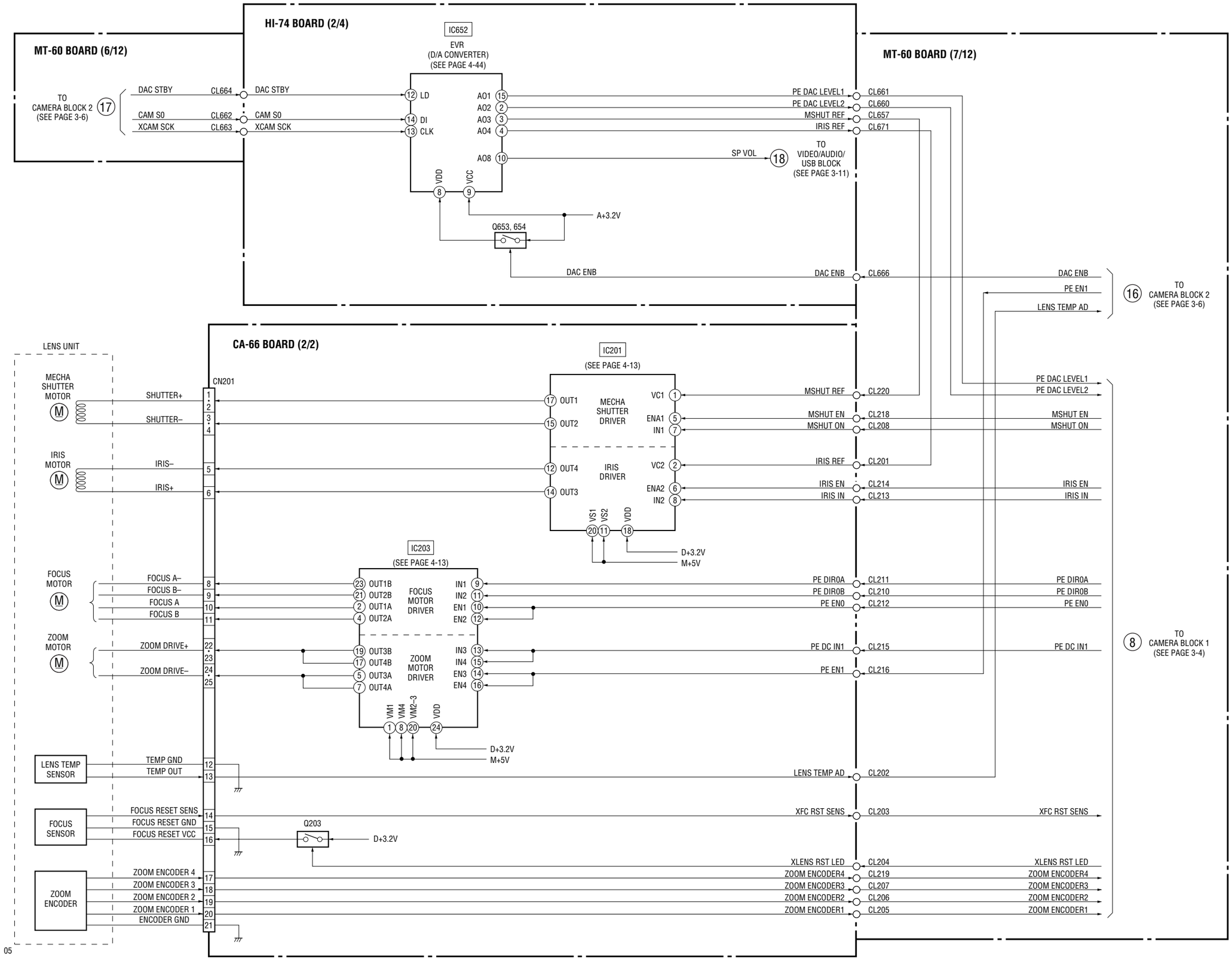

3-5. MODE CONTROL BLOCK DIAGRAM

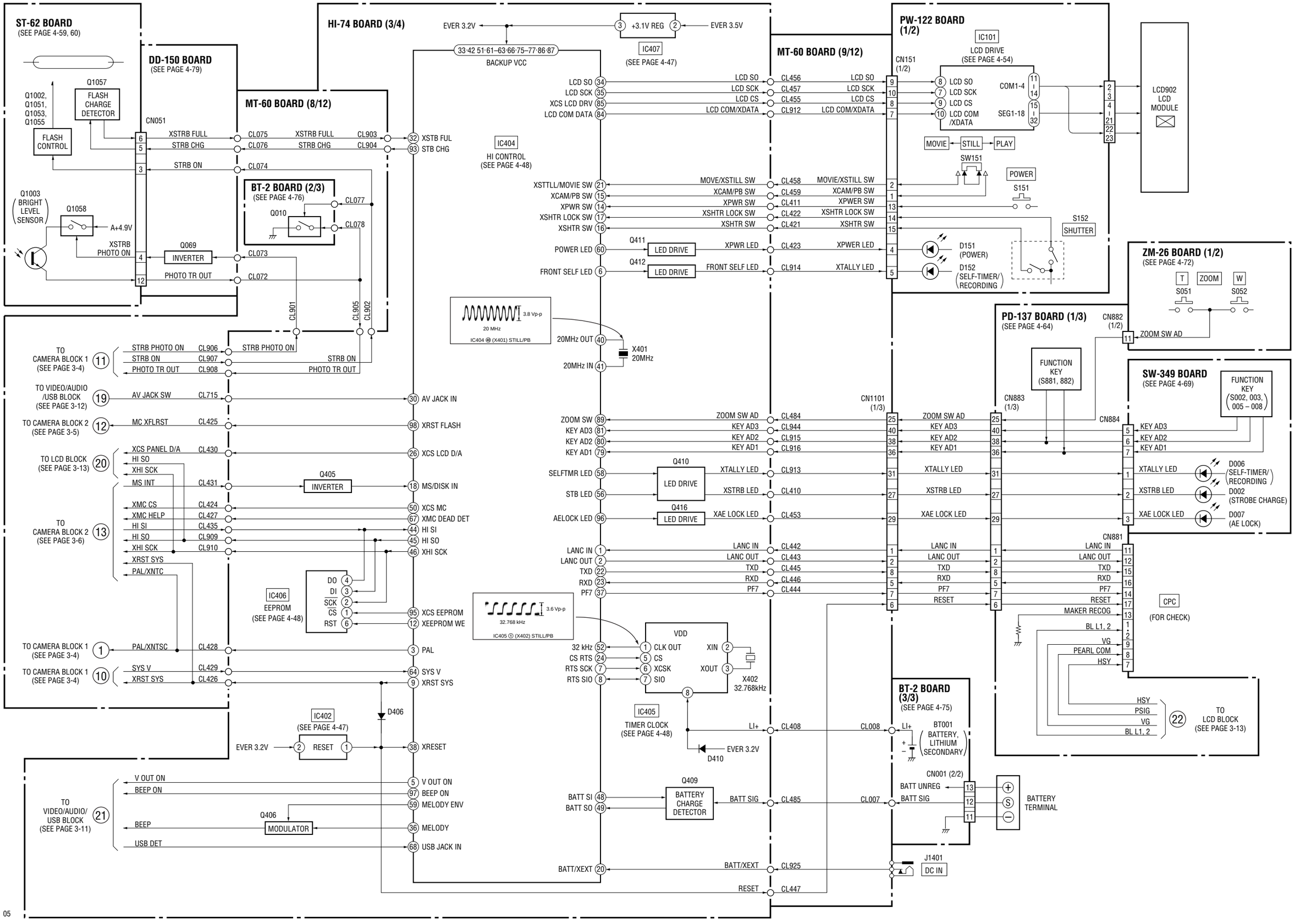

3-6. VIDEO/AUDIO/USB BLOCK DIAGRAM

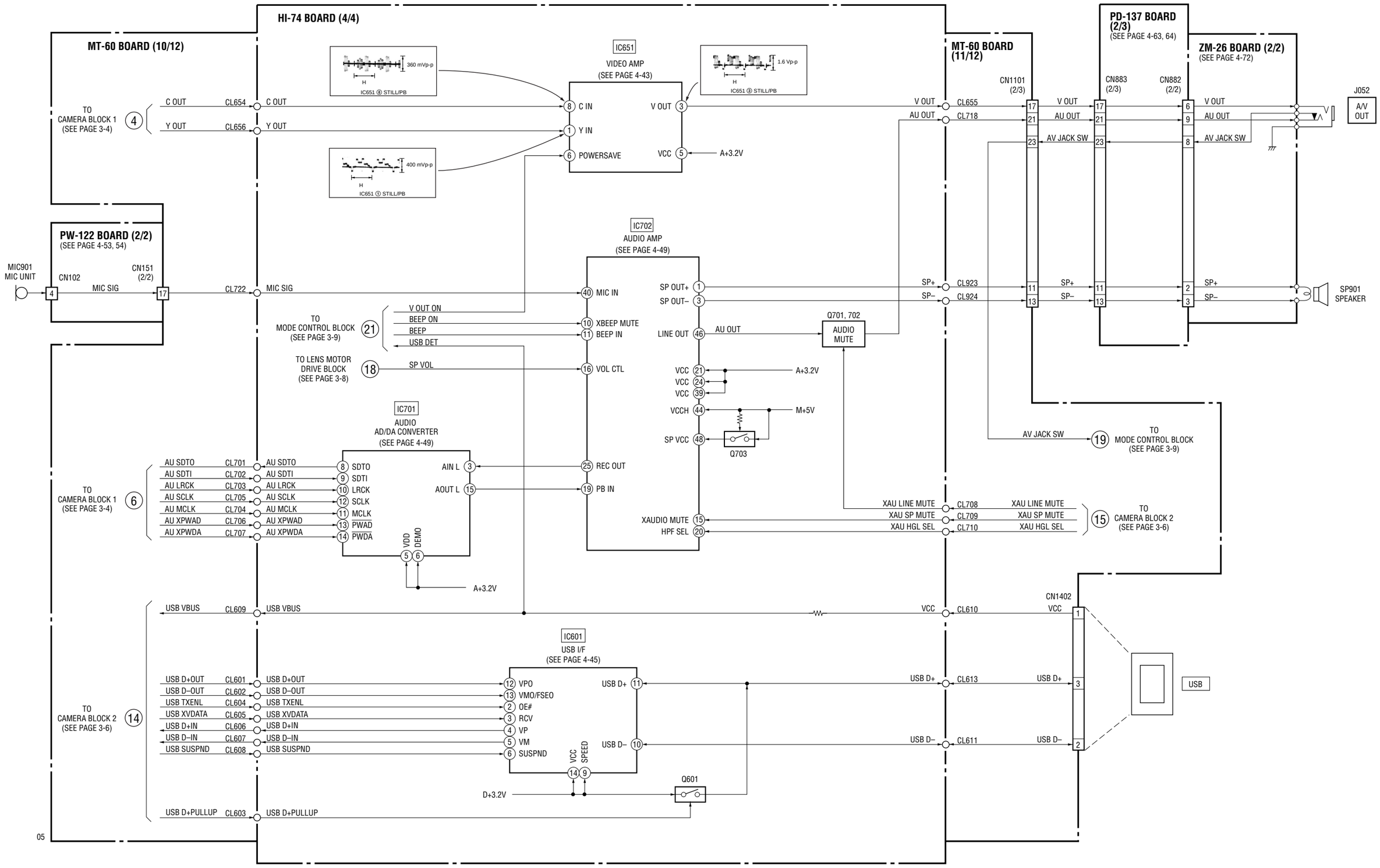

3-7. LCD BLOCK DIAGRAM

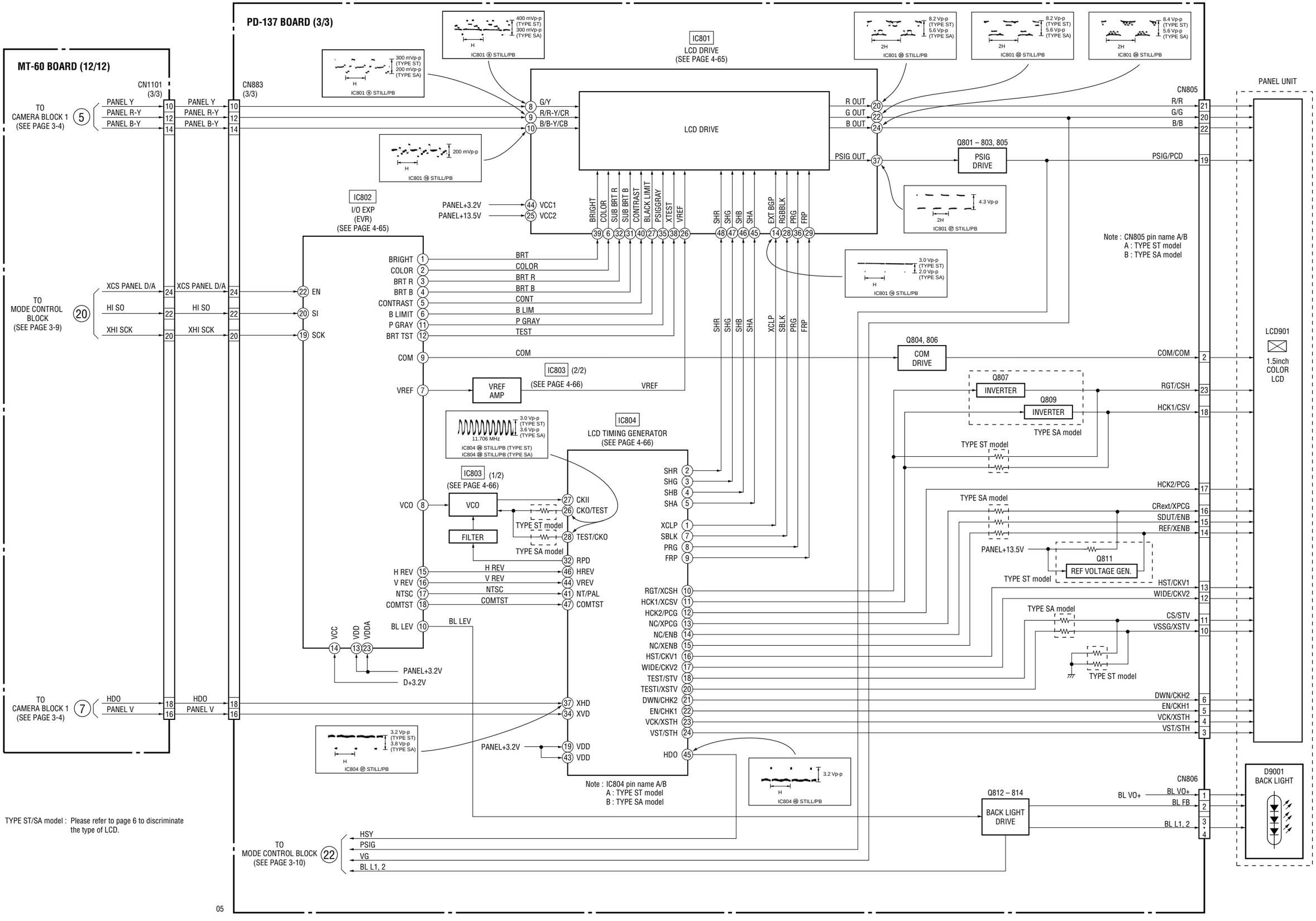

SECTION 4
PRINTED WIRING BOARDS AND SCHEMATIC DIAGRAMS

CA-66 (CAMERA PROCESSOR, LENS DRIVE) PRINTED WIRING BOARD

– Ref. No.: CA-66 board; 10,000 series –

- **For Printed Wiring Board.**
- CA-66 board is four-layer print board. However, the patterns of layers 2 to 3 have not been included in the diagram.
- There are a few cases that the part isn't mounted in this model is printed on this diagram.
- See page 4-83 for printed parts location.
- Chip parts

Transistor

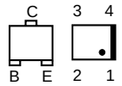

Diode

CA-66 BOARD(SIDE A)

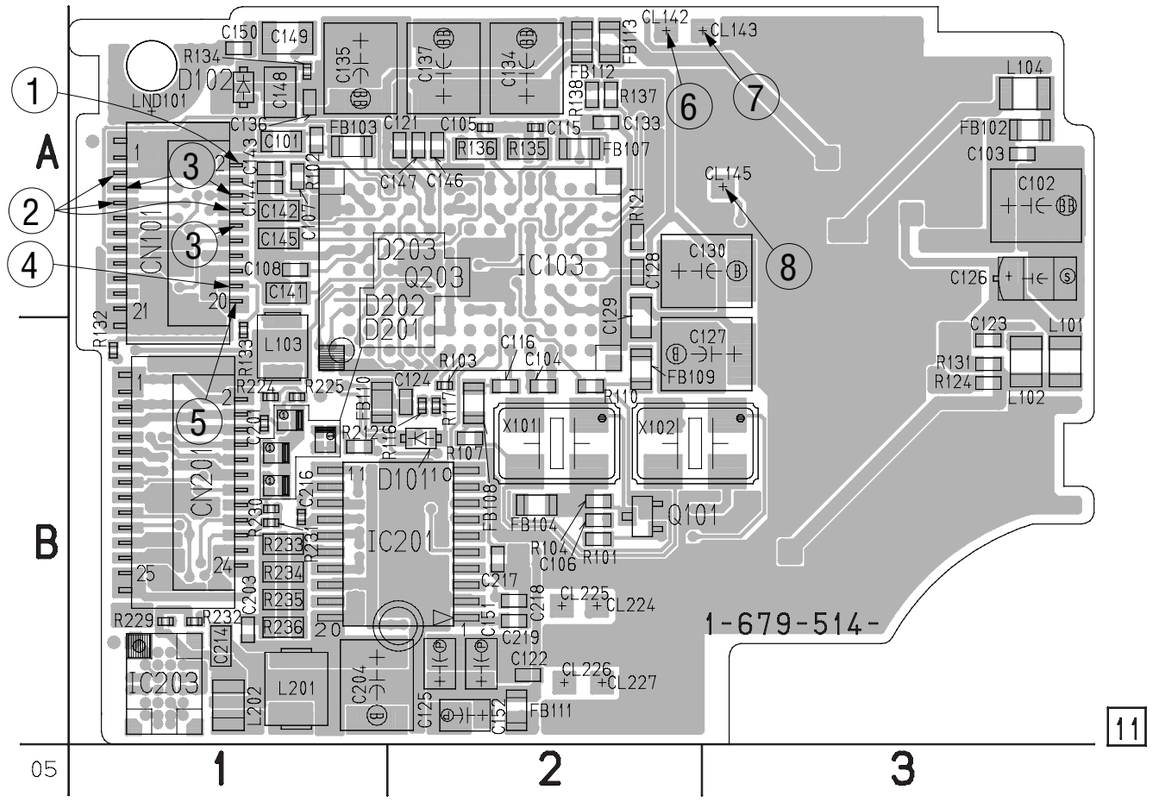

CA-66 BOARD(SIDE B)

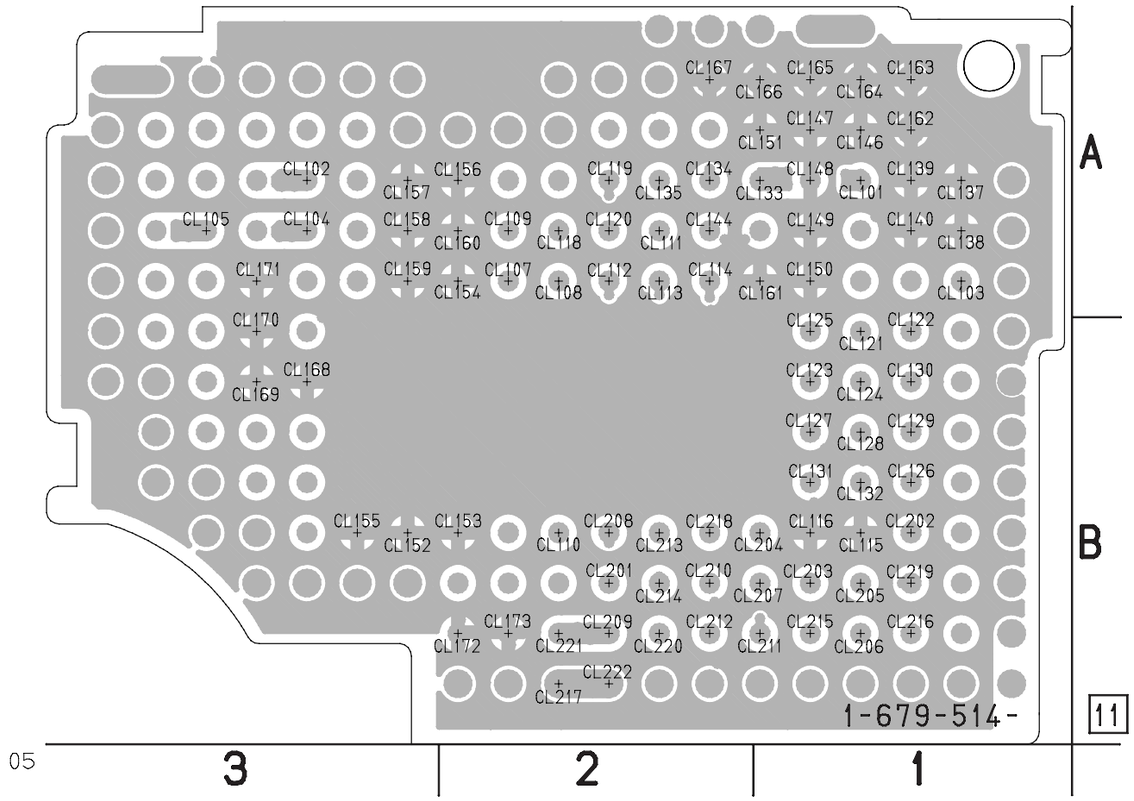

CA-66 (CAMERA PROCESSOR) SCHEMATIC DIAGRAM • See page 4-9 for CA-66 printed wiring board. • See page 4-81 for waveforms.

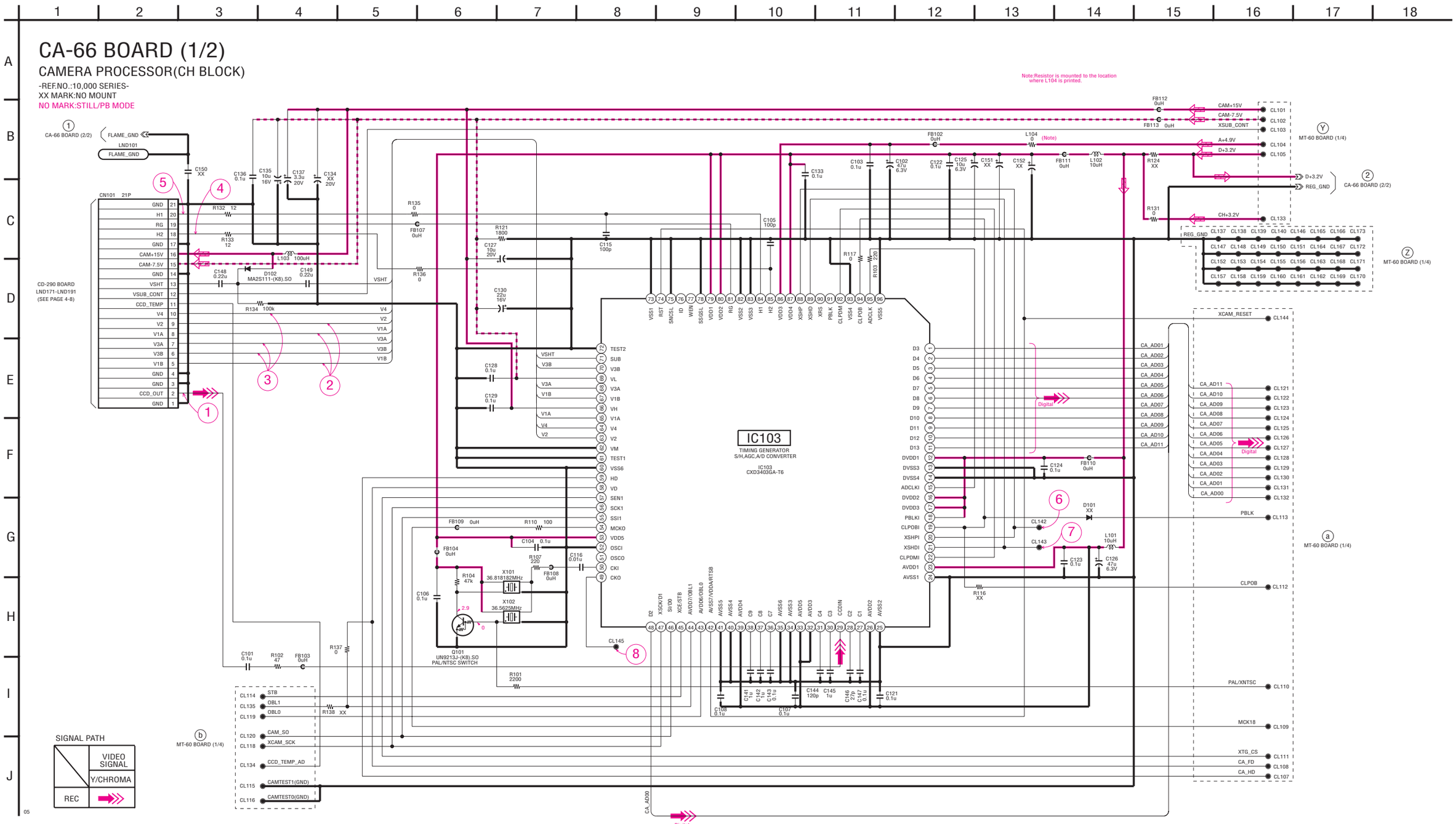

CA-66 (LENS DRIVE) SCHEMATIC DIAGRAM • See page 4-9 for CA-66 printed wiring board.

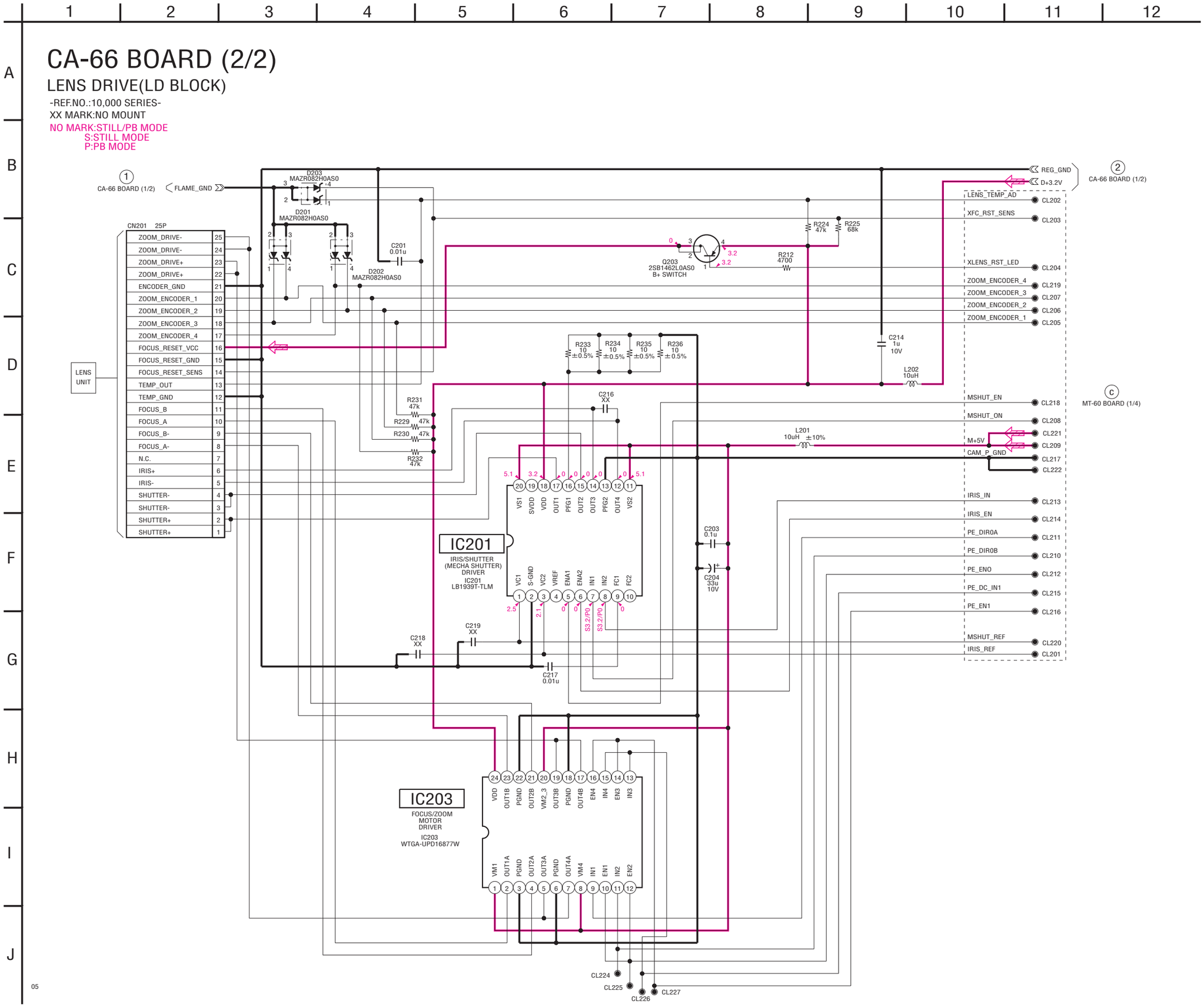

MT-60 (CONNECTION) PRINTED WIRING BOARD

– Ref. No.: MT-60 board; 10,000 series –

- **For Printed Wiring Board.**
- There are a few cases that the part isn't mounted in this model is printed on this diagram.
- See page 4-83 for printed parts location.

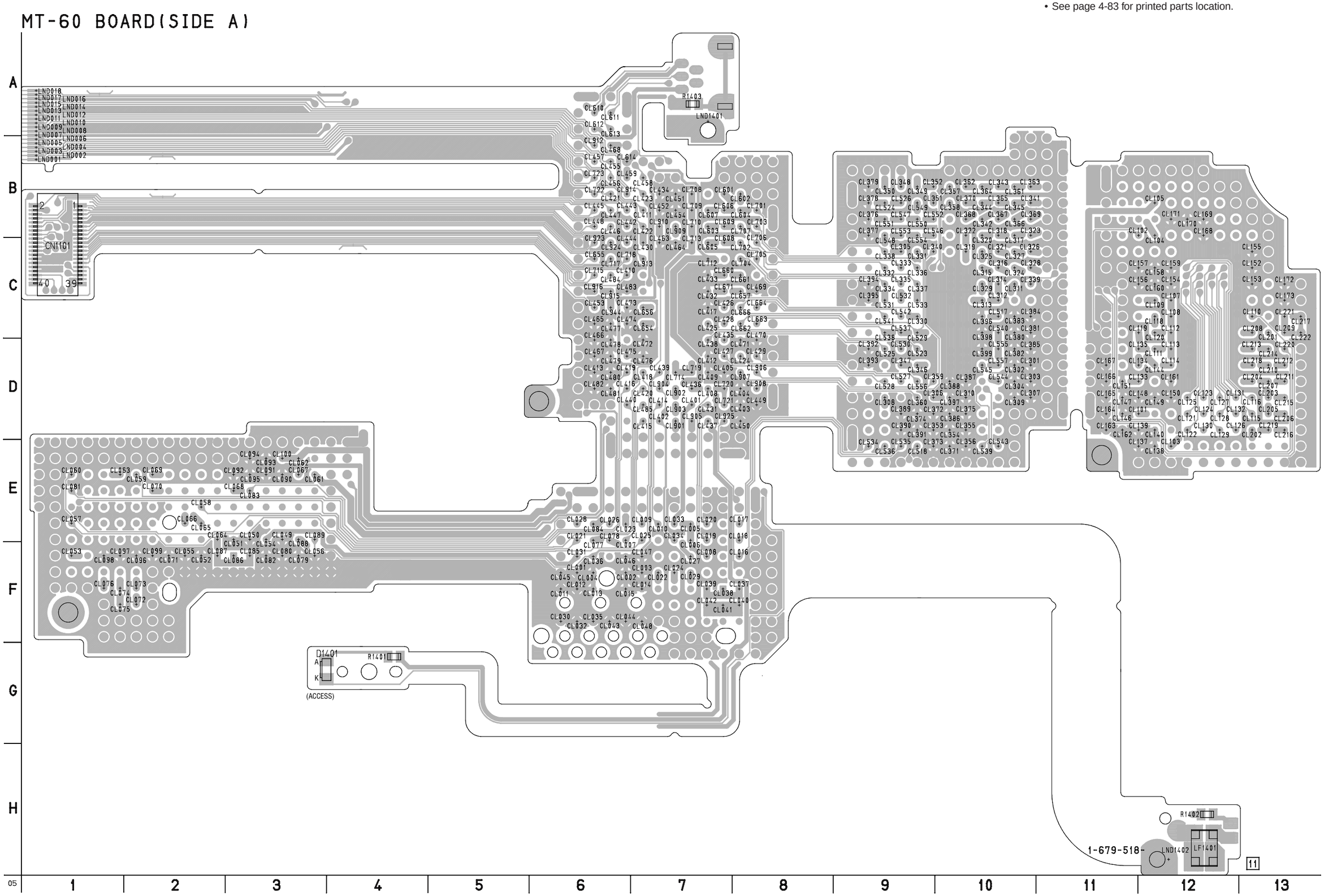

MT-60 BOARD(SIDE B)

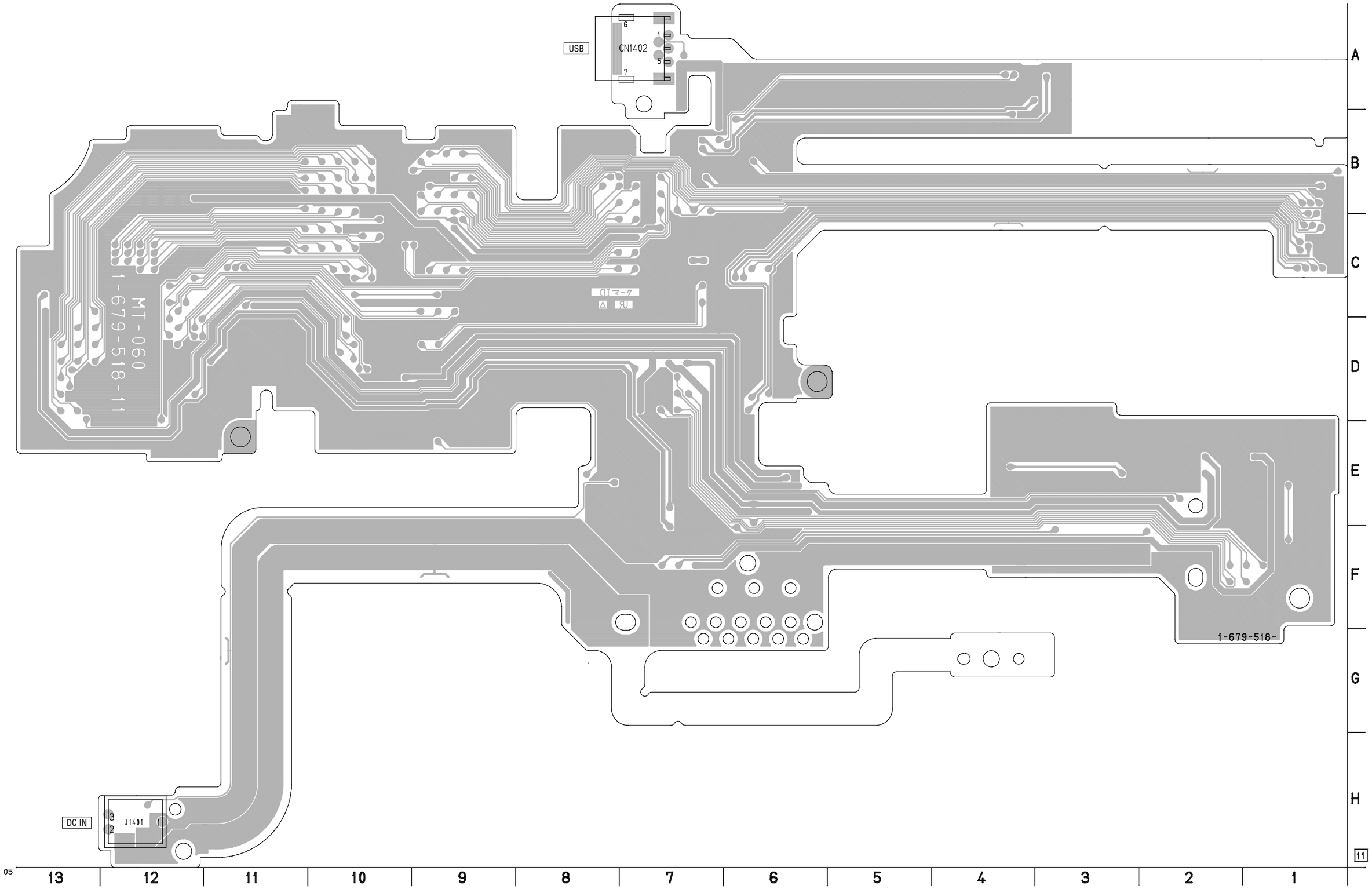

MT-60 (CONNECTION 1) SCHEMATIC DIAGRAM • See page 4-15 for MT-60 printed wiring board.

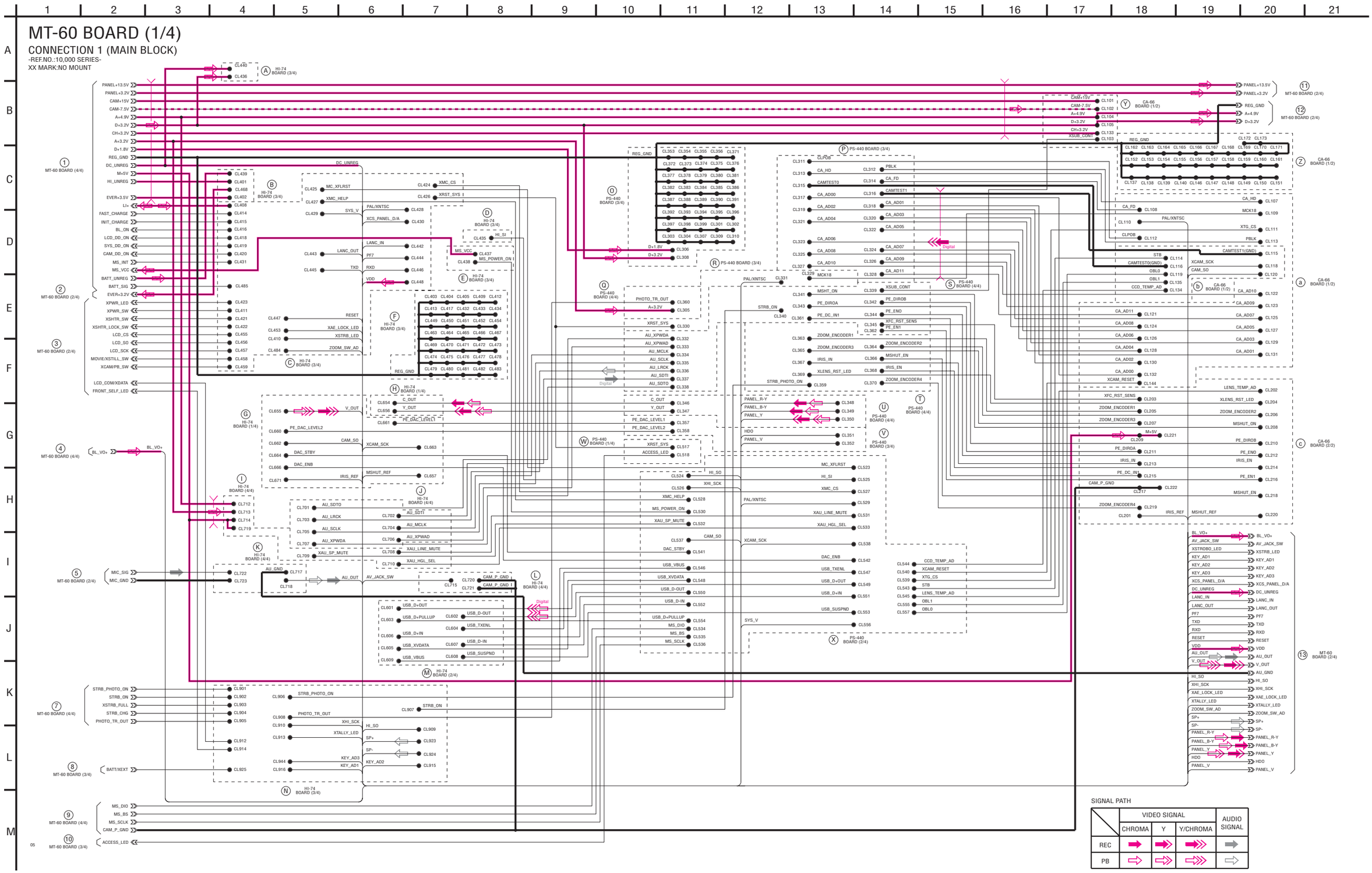

MT-60 (CONNECTION 2) SCHEMATIC DIAGRAM • See page 4-15 for MT-60 printed wiring board.

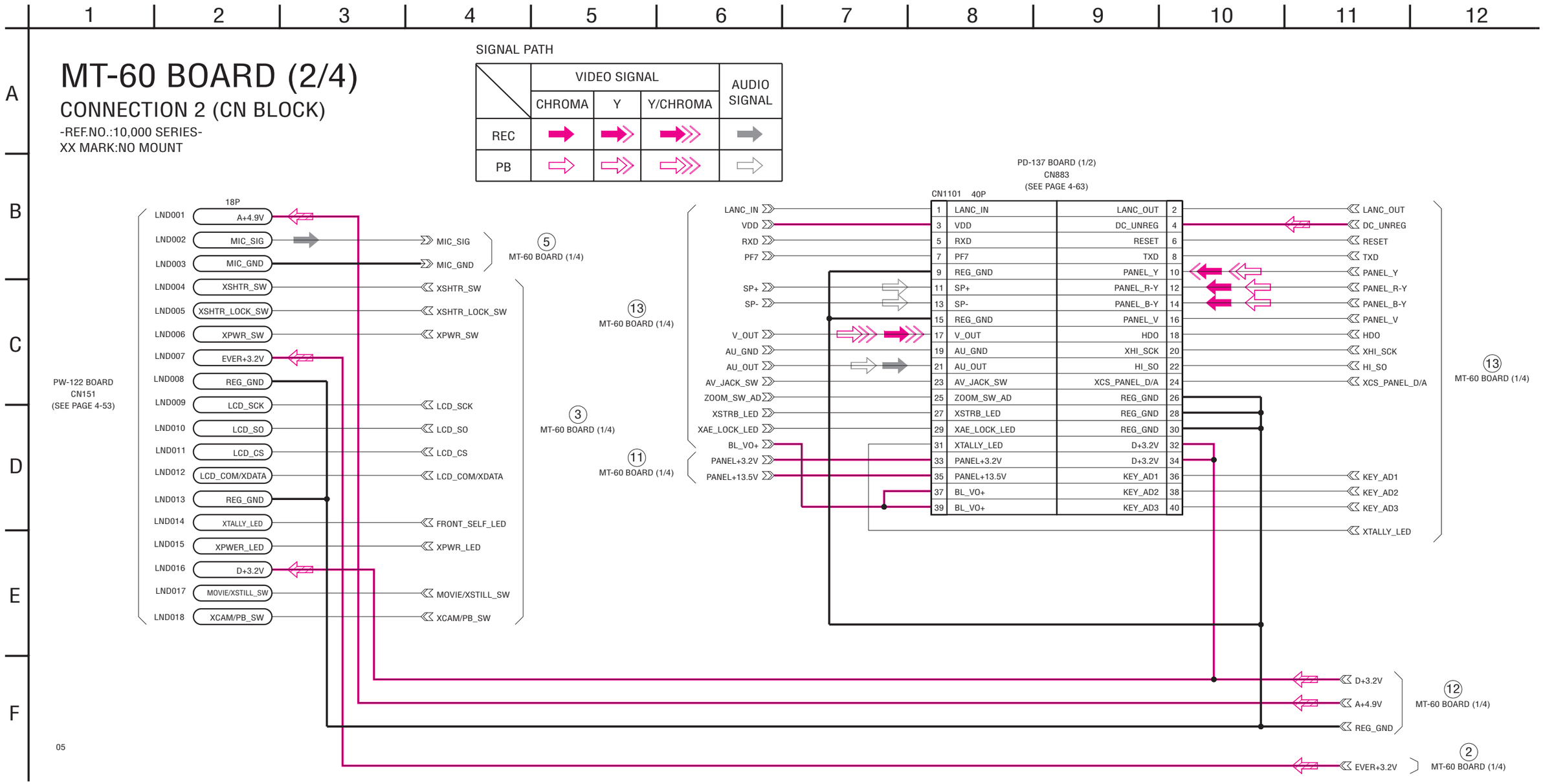

MT-60 (CONNECTION 3) SCHEMATIC DIAGRAM • See page 4-15 for MT-60 printed wiring board.

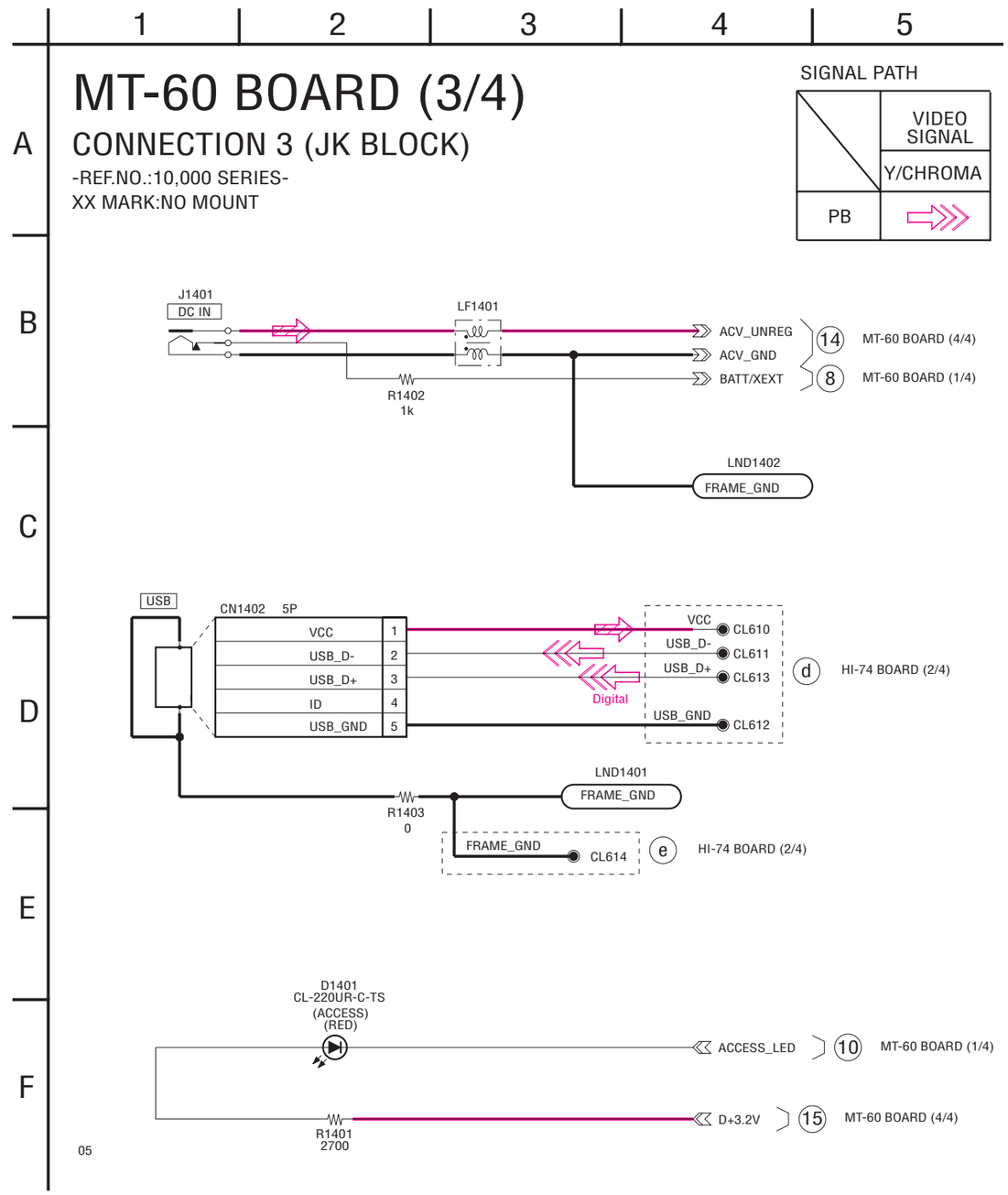

CONNECTION 3
MT-60 (3/4)

MT-60 (CONNECTION 4) SCHEMATIC DIAGRAM • See page 4-15 for MT-60 printed wiring board.

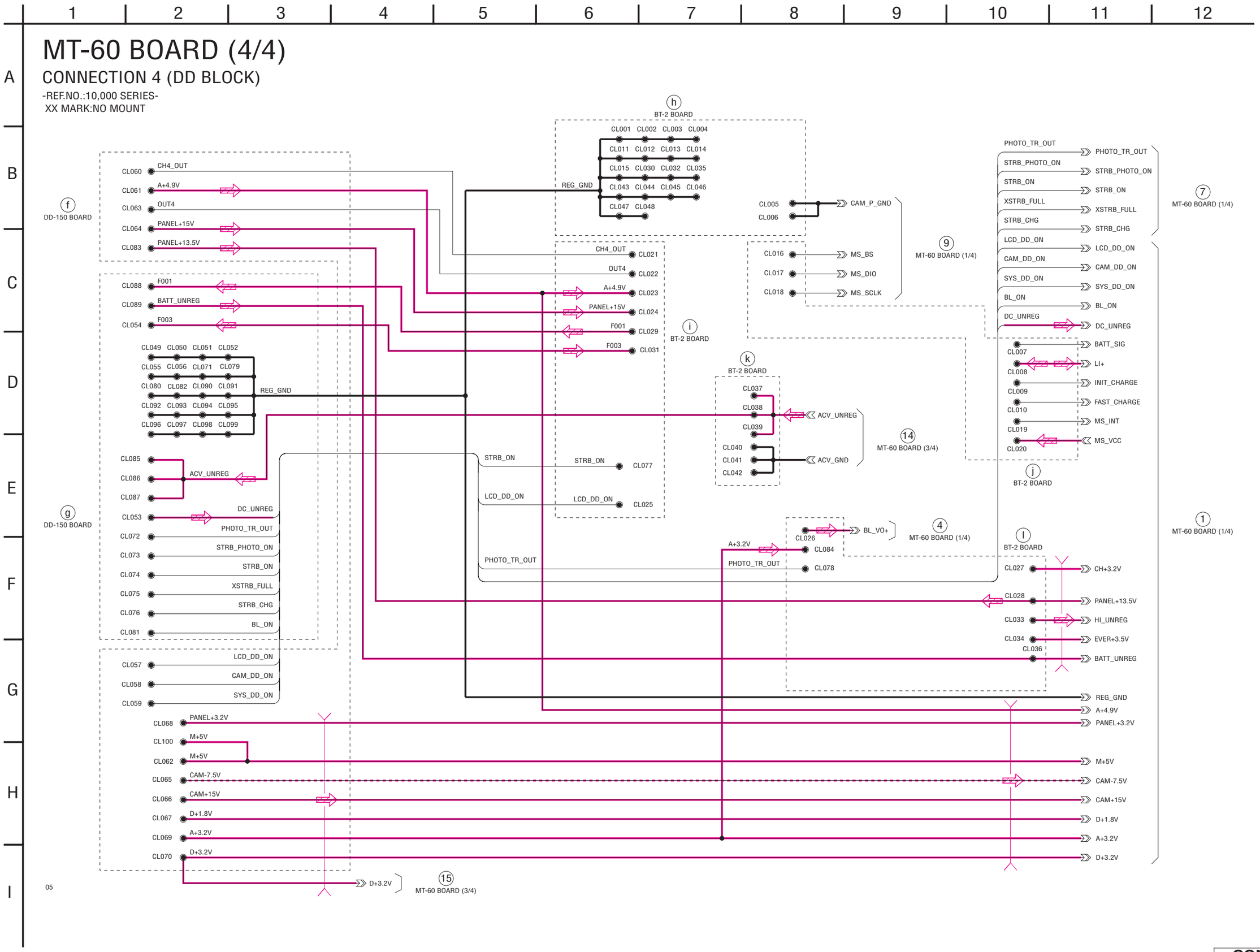

PS-440 (SH DSP, MEMORY, CAMERA DSP) PRINTED WIRING BOARD

– Ref. No.: PS-440 board; 10,000 series –

- **For Printed Wiring Board.**
- PS-440 board is six-layer print board. However, the patterns of layers 2 to 5 have not been included in the diagram.
- There are a few cases that the part isn't mounted in this model is printed on this diagram.
- See page 4-83 for printed parts location.
- Chip parts

Transistor

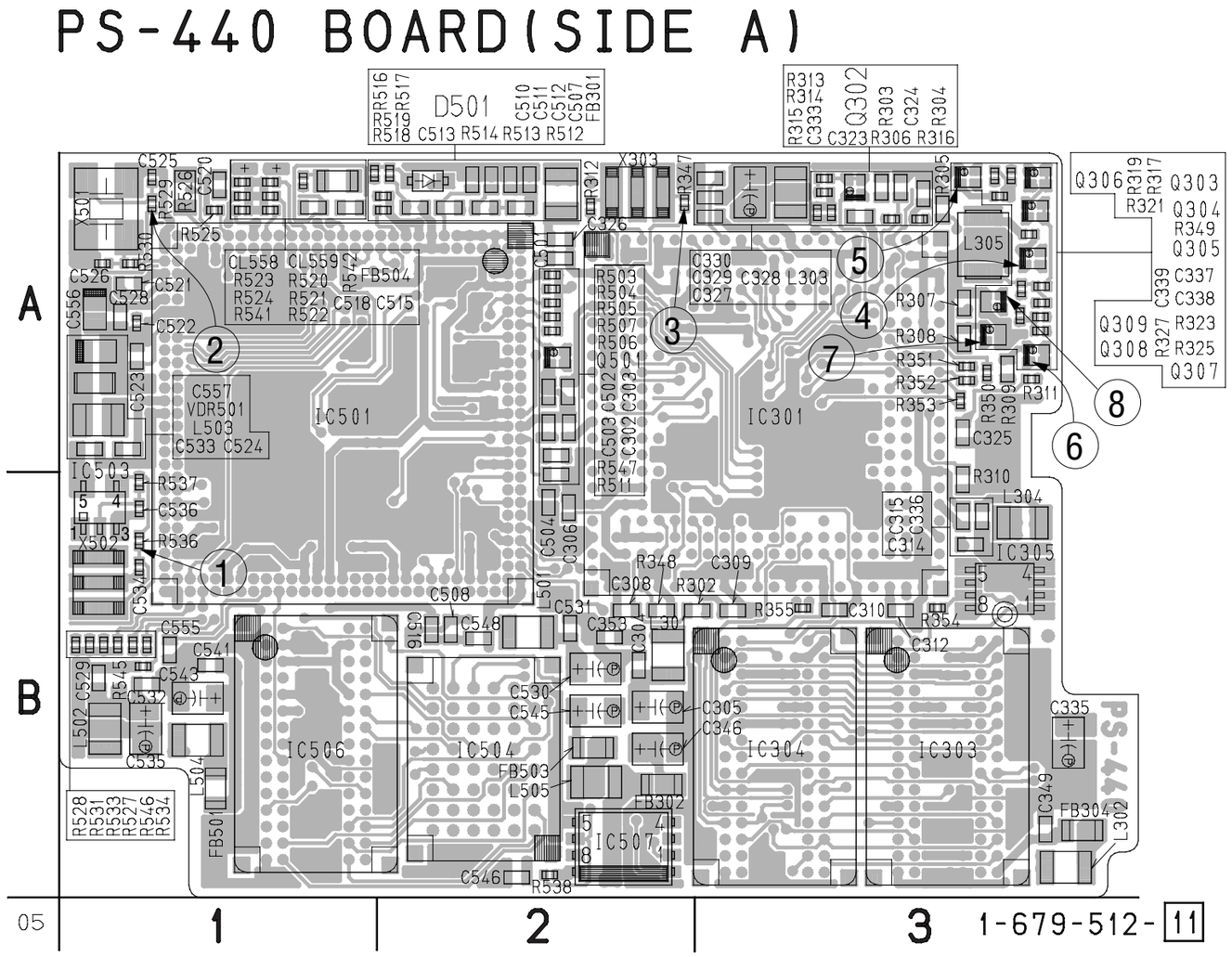

PS-440 BOARD(SIDE B)

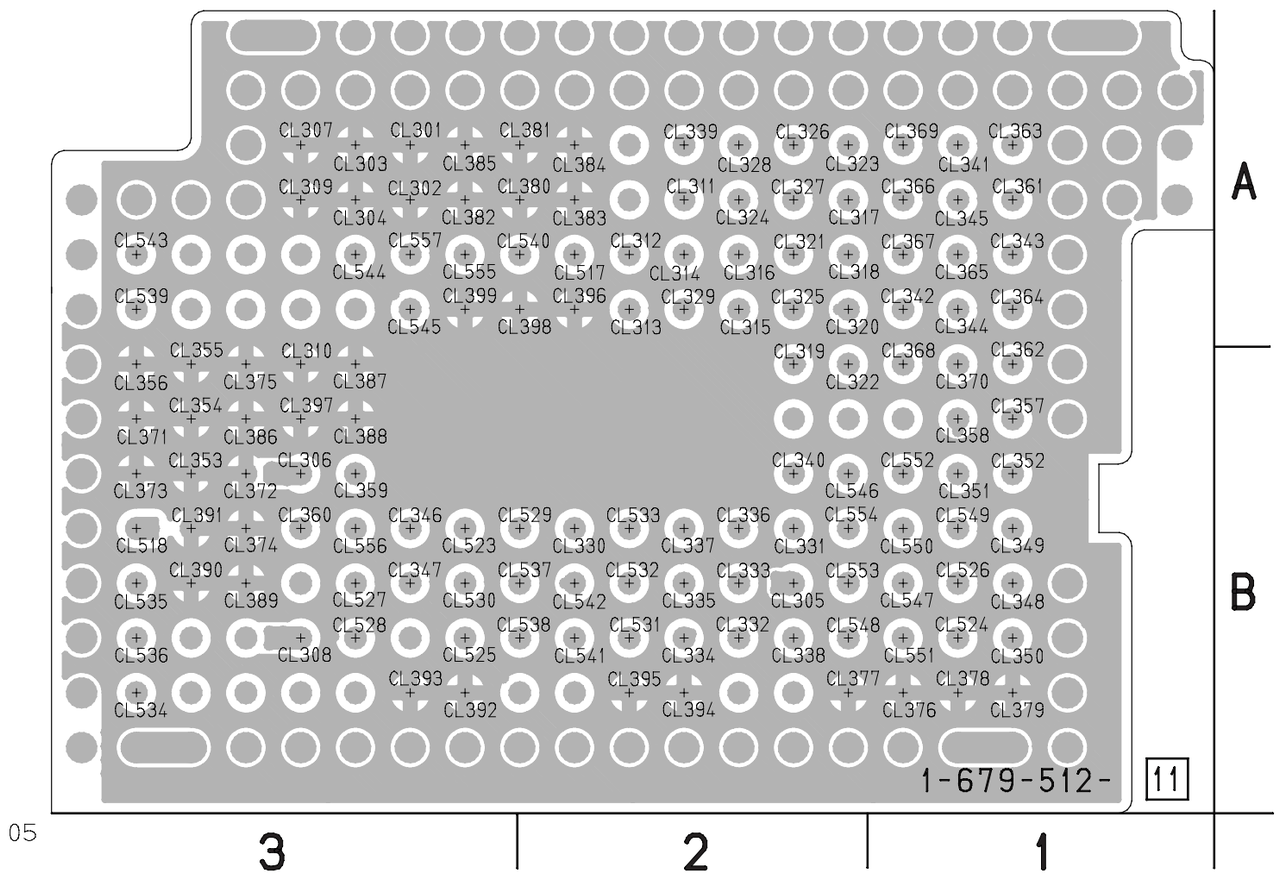

PS-440 (SH DSP) SCHEMATIC DIAGRAM • See page 4-27 for PS-440 printed wiring board. • See page 4-81 for waveforms.

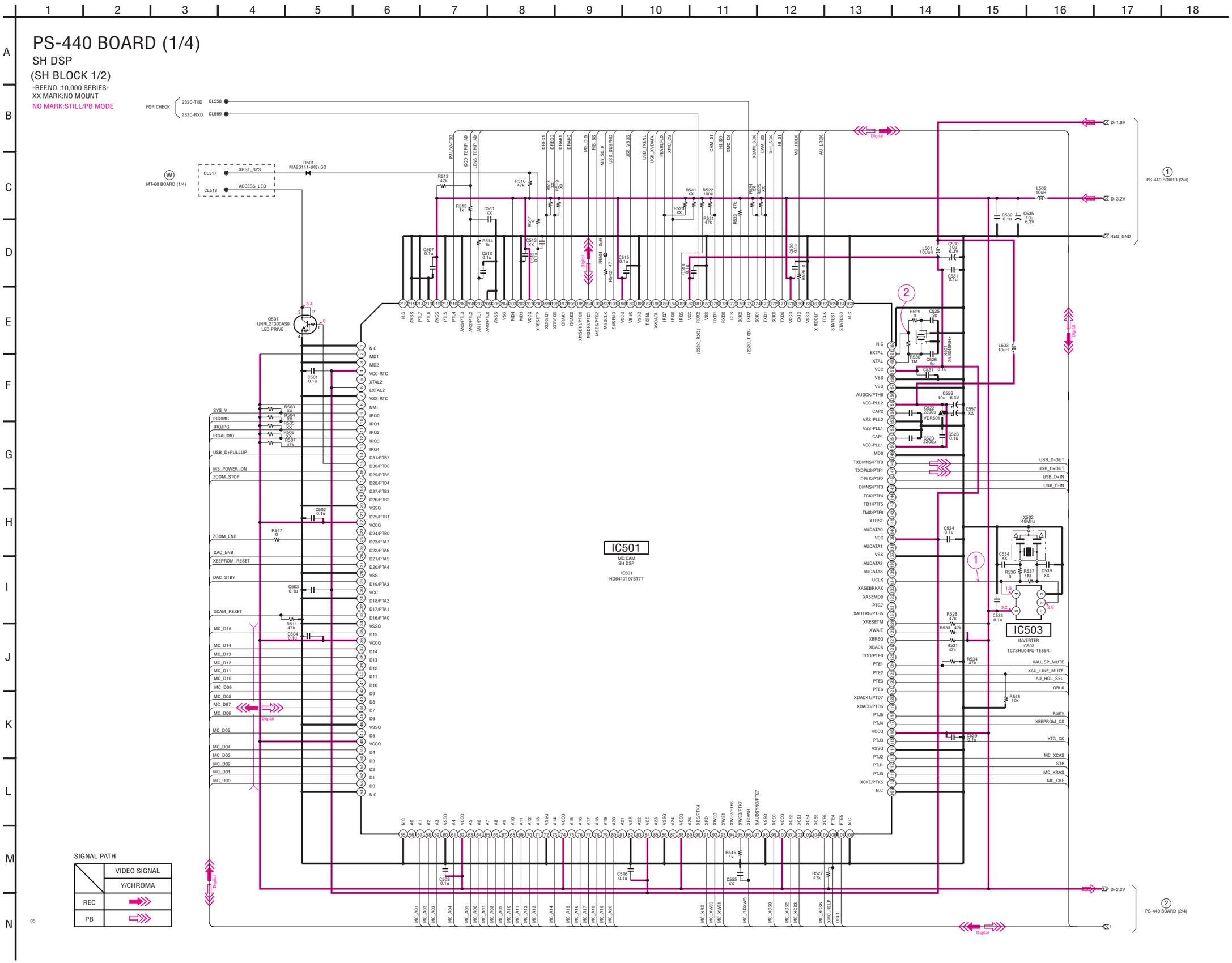

PS-440 (MEMORY (SH DSP)) SCHEMATIC DIAGRAM • See page 4-27 for PS-440 printed wiring board.

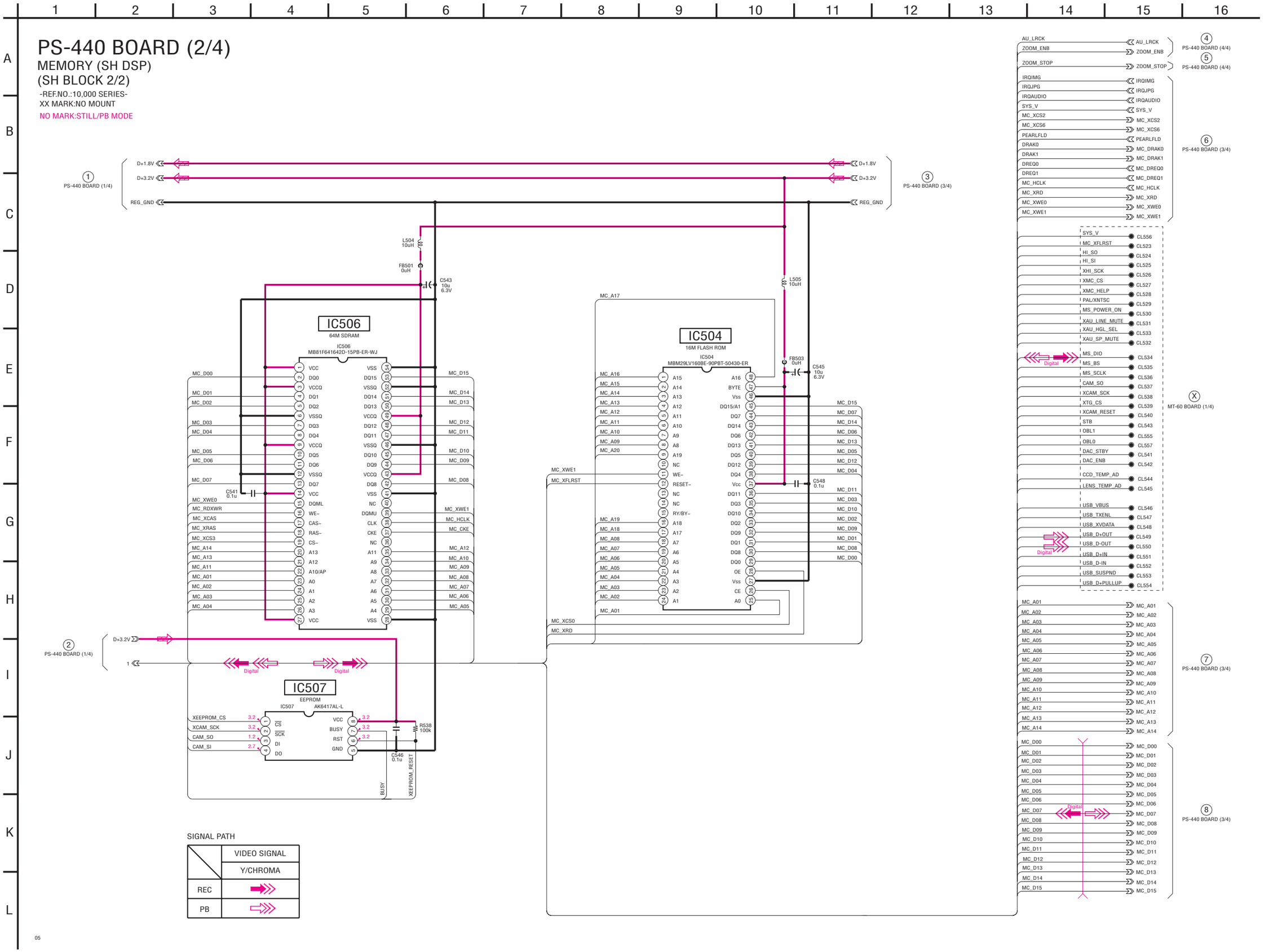

MEMORY (SH DSP)
PS-440 (2/4)

PS-440 (CAMERA DSP) SCHEMATIC DIAGRAM • See page 4-27 for PS-440 printed wiring board. • See page 4-81 for waveforms.

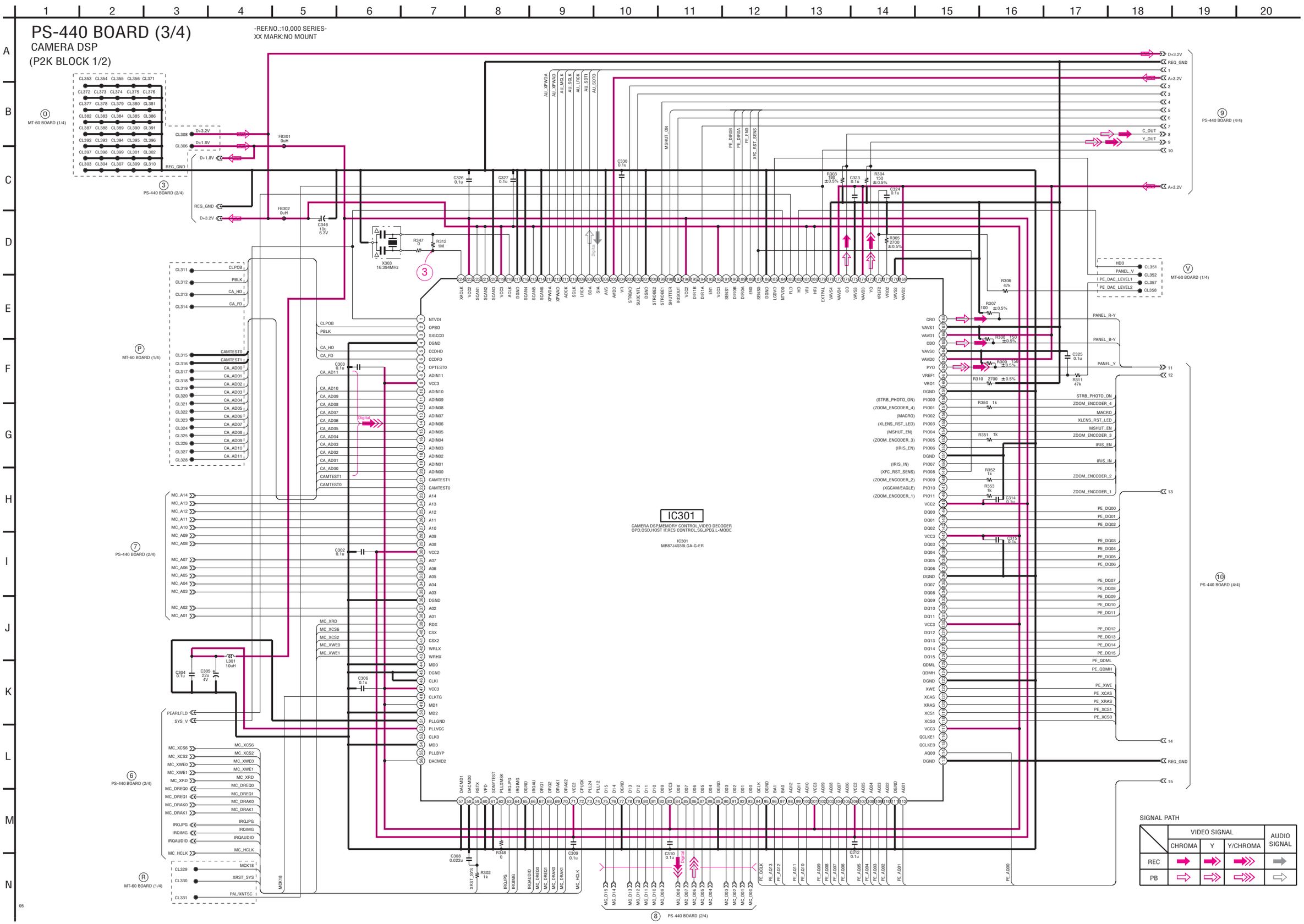

PS-440 (MEMORY (CAMERA DSP)) SCHEMATIC DIAGRAM • See page 4-27 for PS-440 printed wiring board.

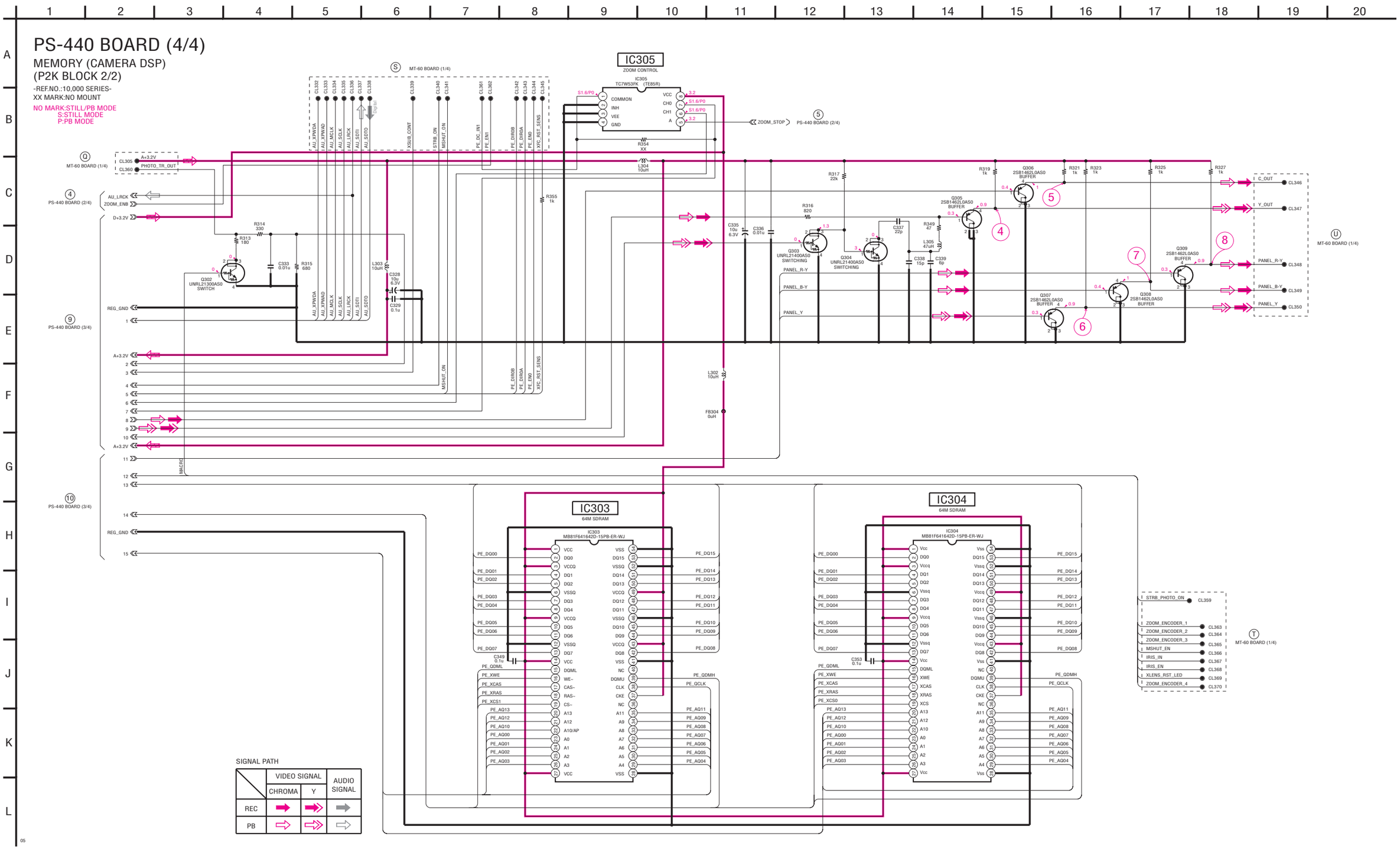

MEMORY (CAMERA DSP)
PS-440 (4/4)

HI-74 (VIDEO, EVR, USB I/F, HI CONTROL, AUDIO) PRINTED WIRING BOARD

– Ref. No.: HI-74 board; 10,000 series –

- **For Printed Wiring Board.**
- HI-74 board is four-layer print board. However, the patterns of layers 2 to 3 have not been included in the diagram.
- There are a few cases that the part isn't mounted in this model is printed on this diagram.
- See page 4-84 for printed parts location.
- Chip parts

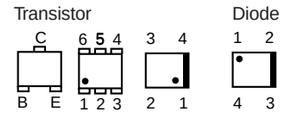

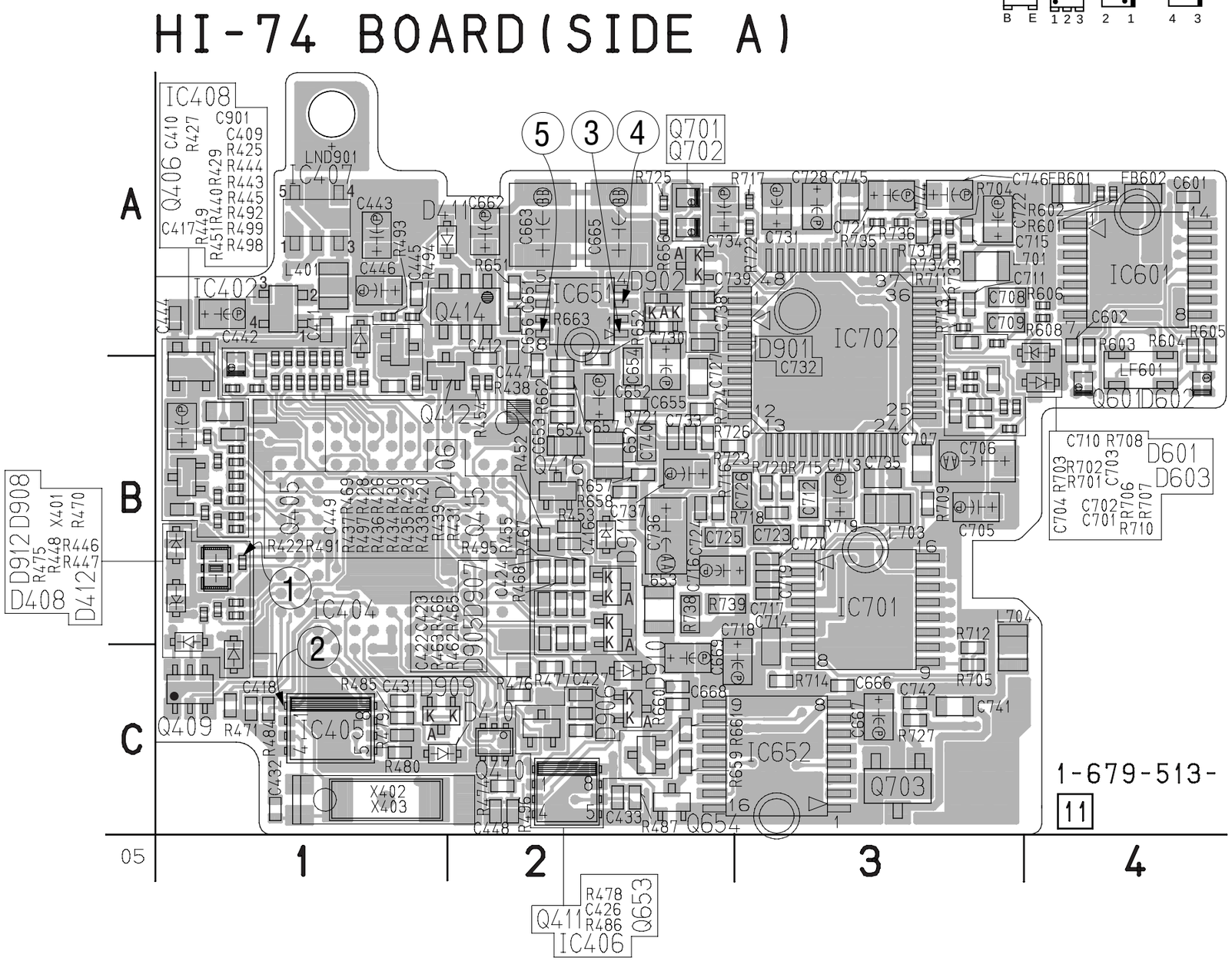

HI-74 BOARD(SIDE B)

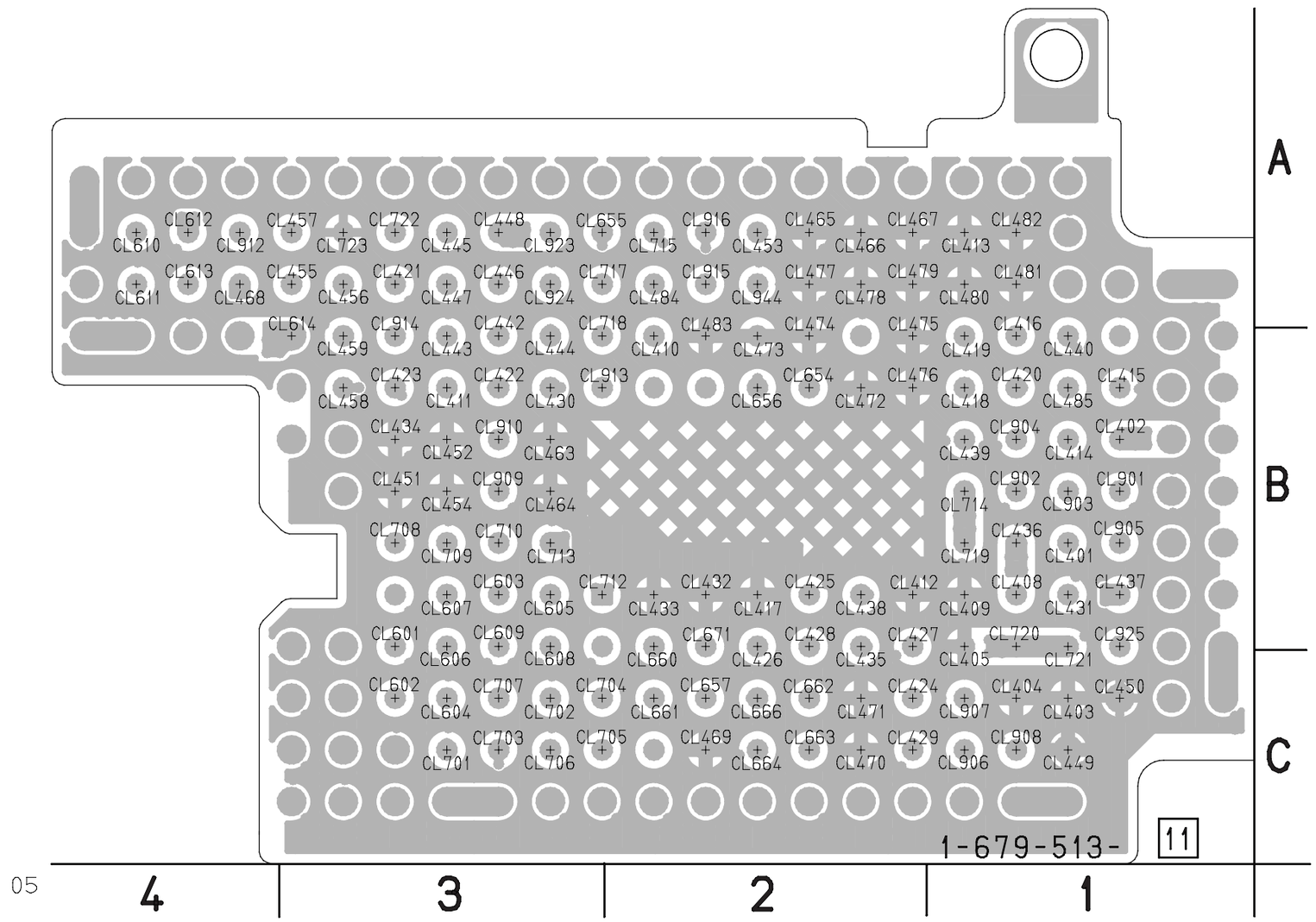

HI-74 (VIDEO, EVR) SCHEMATIC DIAGRAM • See page 4-39 for HI-74 printed wiring board. • See page 4-81 for waveforms.

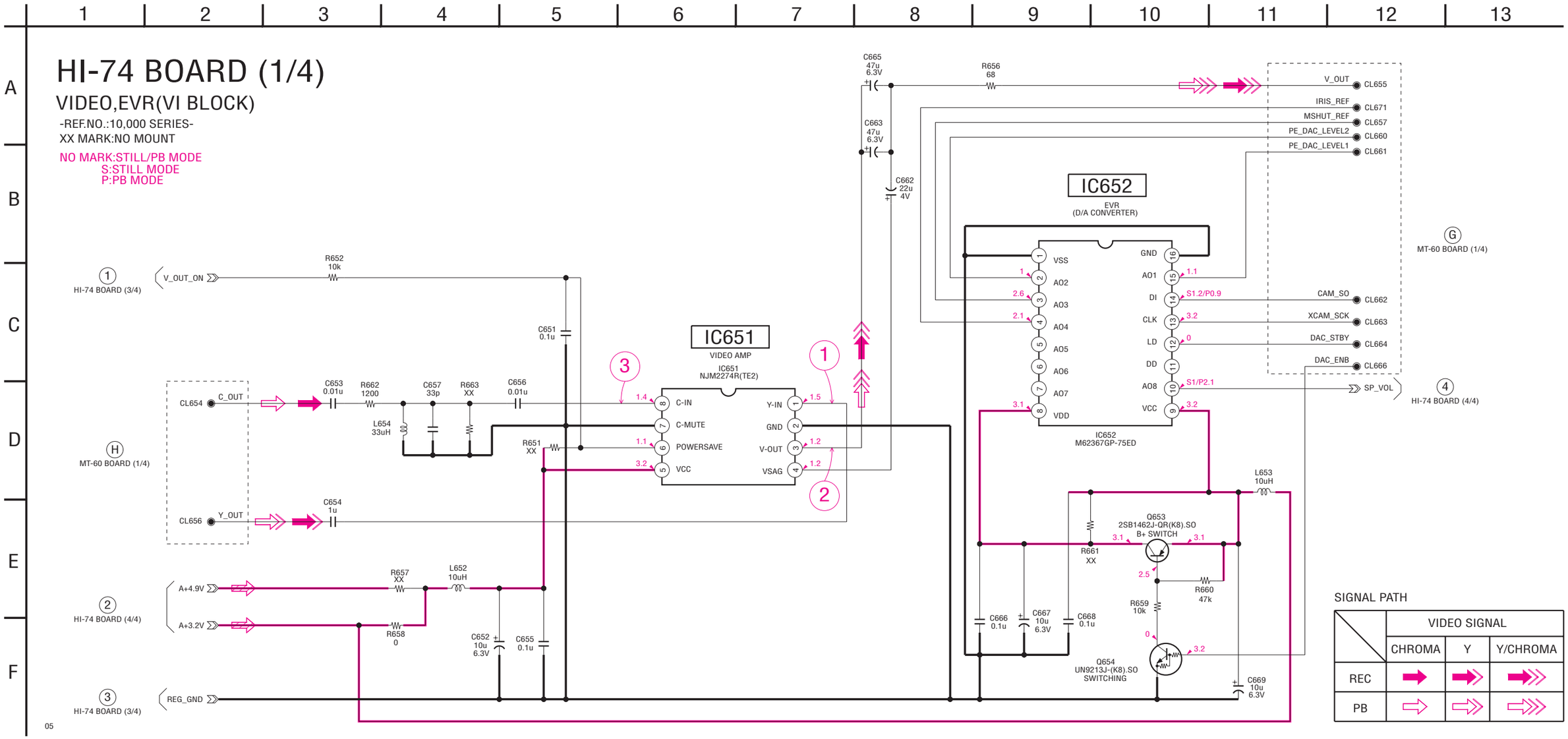

SIGNAL PATH

	VIDEO SIGNAL		
	CHROMA	Y	Y/CHROMA
REC	➡	➡≫	➡≫≫
PB	⇨	⇨≫	⇨≫≫

HI-74 (USB I/F) SCHEMATIC DIAGRAM • See page 4-39 for HI-74 printed wiring board.

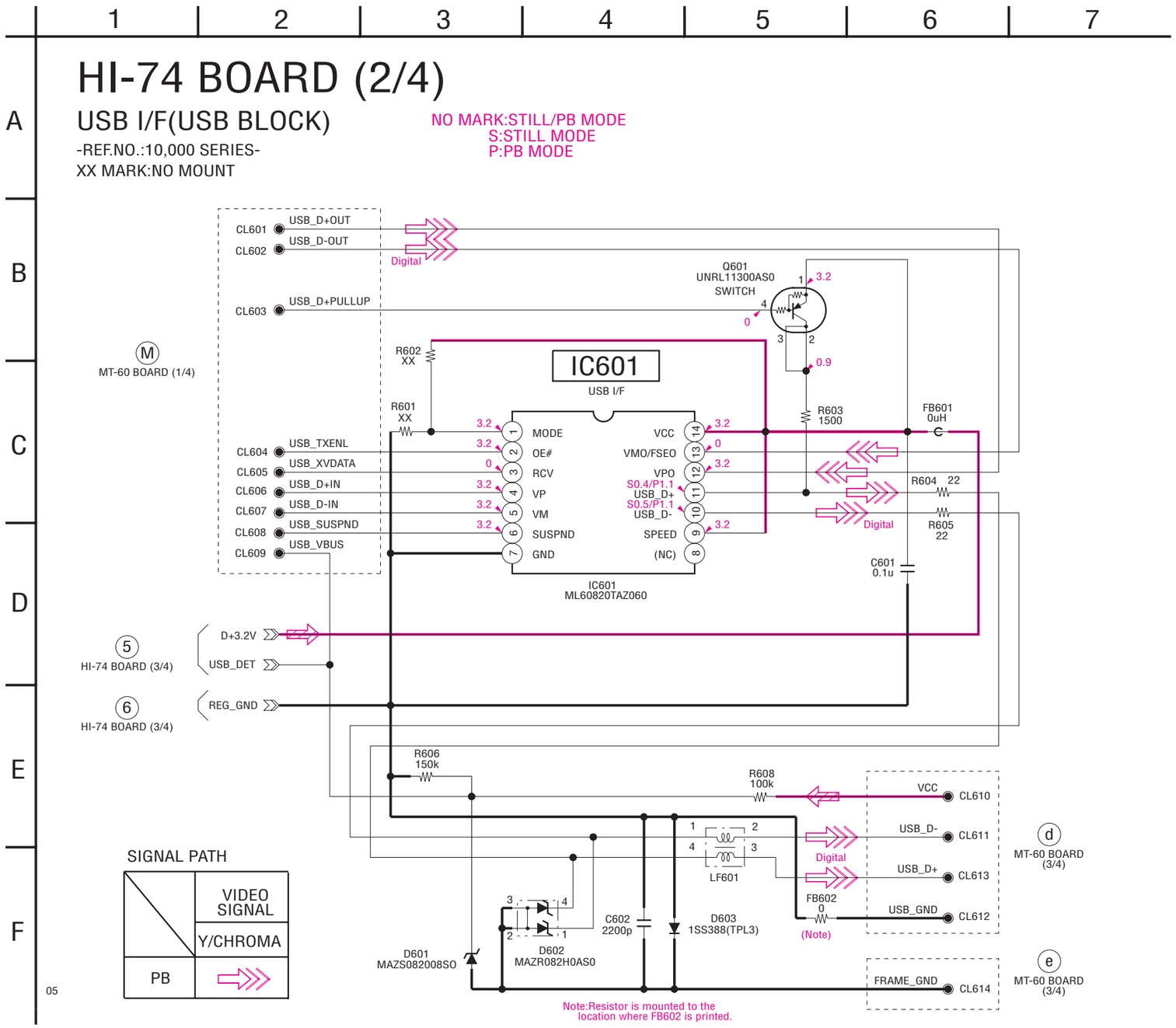

HI-74 (HI CONTROL) SCHEMATIC DIAGRAM • See page 4-39 for HI-74 printed wiring board. • See page 4-81 for waveforms.

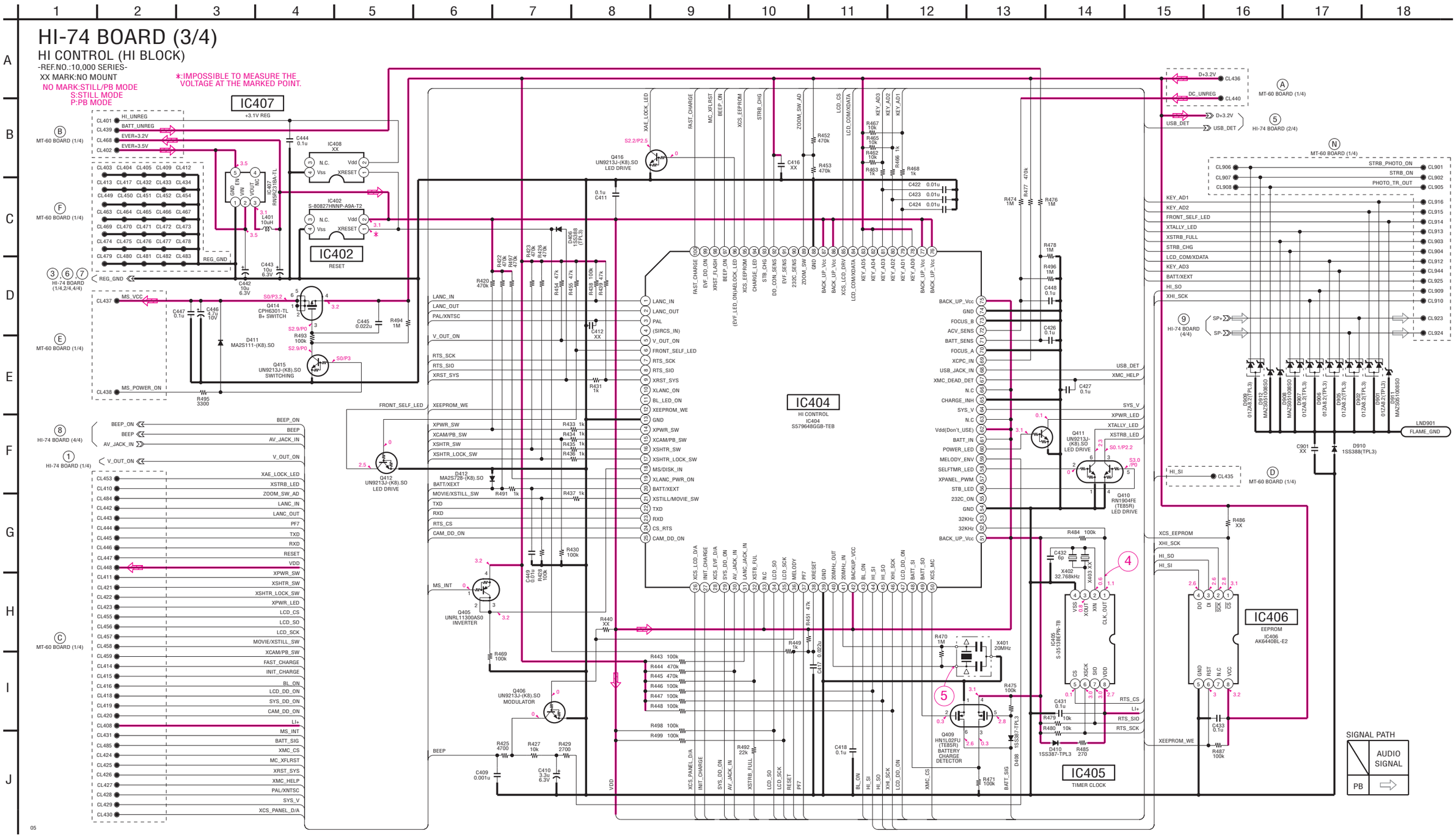

HI-74 (AUDIO) SCHEMATIC DIAGRAM • See page 4-39 for HI-74 printed wiring board.

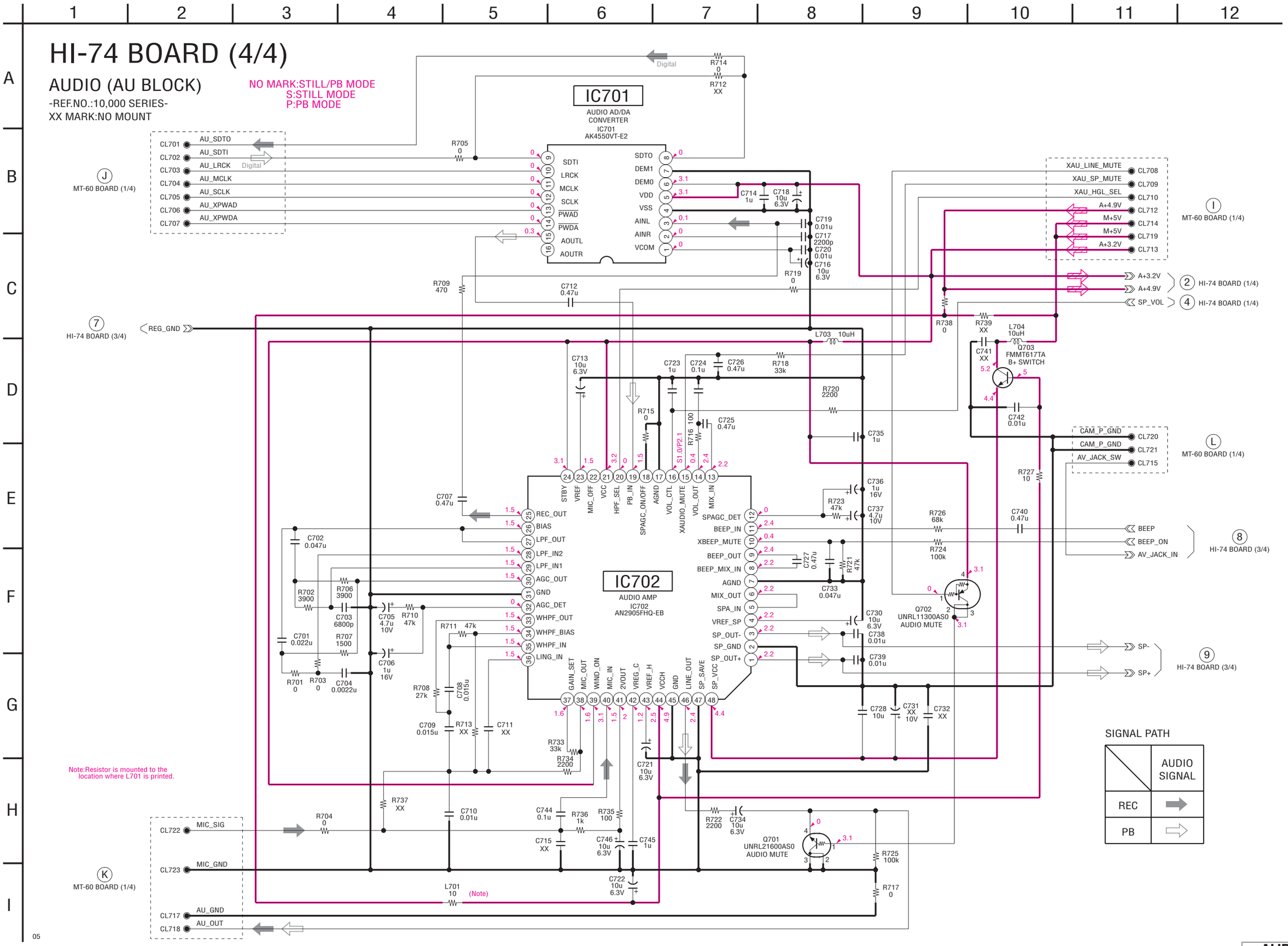

BT-2 (DC IN) PRINTED WIRING BOARD
– Ref. No.: BT-2 board; 10,000 series –

- **For Printed Wiring Board.**
- BT-2 board is four-layer print board. However, the patterns of layers 2 to 3 have not been included in the diagram.
- There are a few cases that the part isn't mounted in this model is printed on this diagram.
- See page 4-86 for printed parts location.
- Chip parts

Transistor

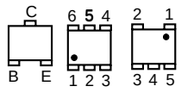

BT-2 BOARD(SIDE A)

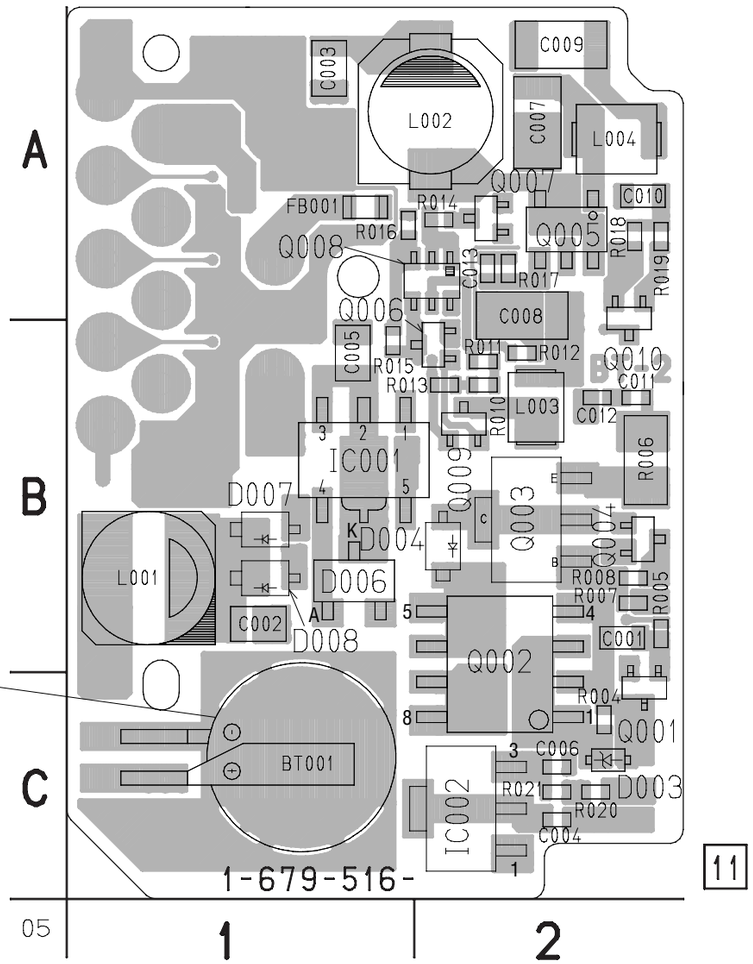

BT001
(BATTERY,
LITHIUM SECONDARY)

BT-2 BOARD(SIDE B)

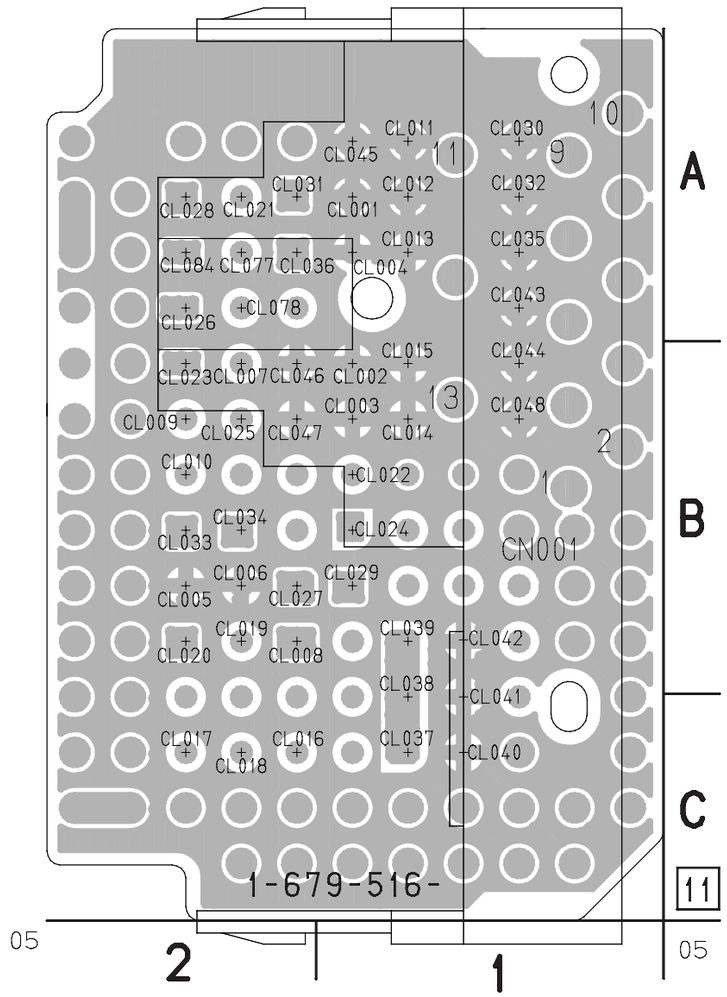

BT-2 (DC IN) SCHEMATIC DIAGRAM

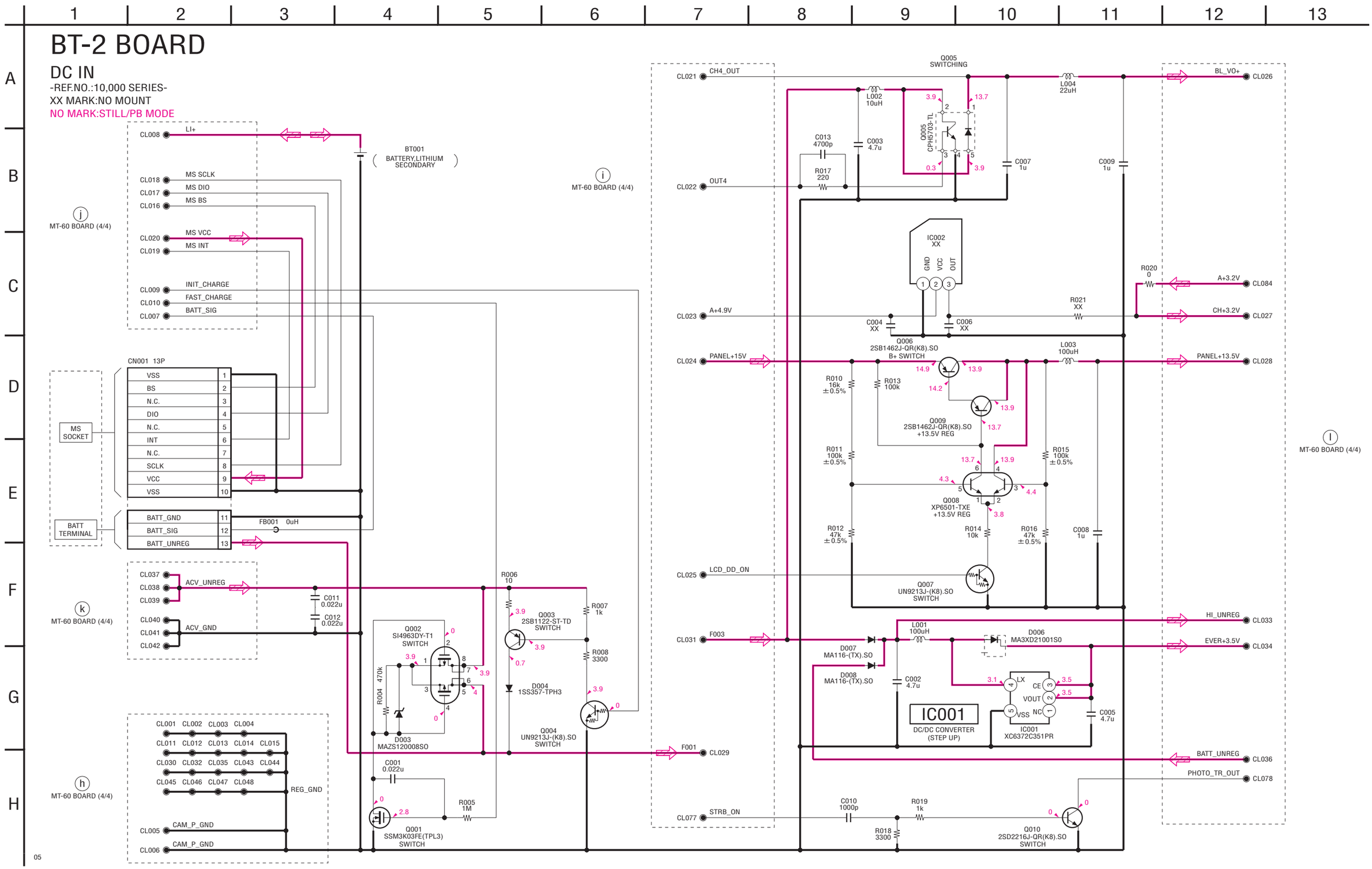

DD-150 (DC/DC CONVERTER) PRINTED WIRING BOARD

– Ref. No.: DD-150 board; 10,000 series –

- **For Printed Wiring Board.**
- DD-150 board is four-layer print board. However, the patterns of layers 2 to 3 have not been included in the diagram.
- There are a few cases that the part isn't mounted in this model is printed on this diagram.
- See page 4-86 for printed parts location.
- Chip parts

Transistor

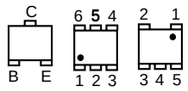

Diode

DD-150 BOARD(SIDE A)

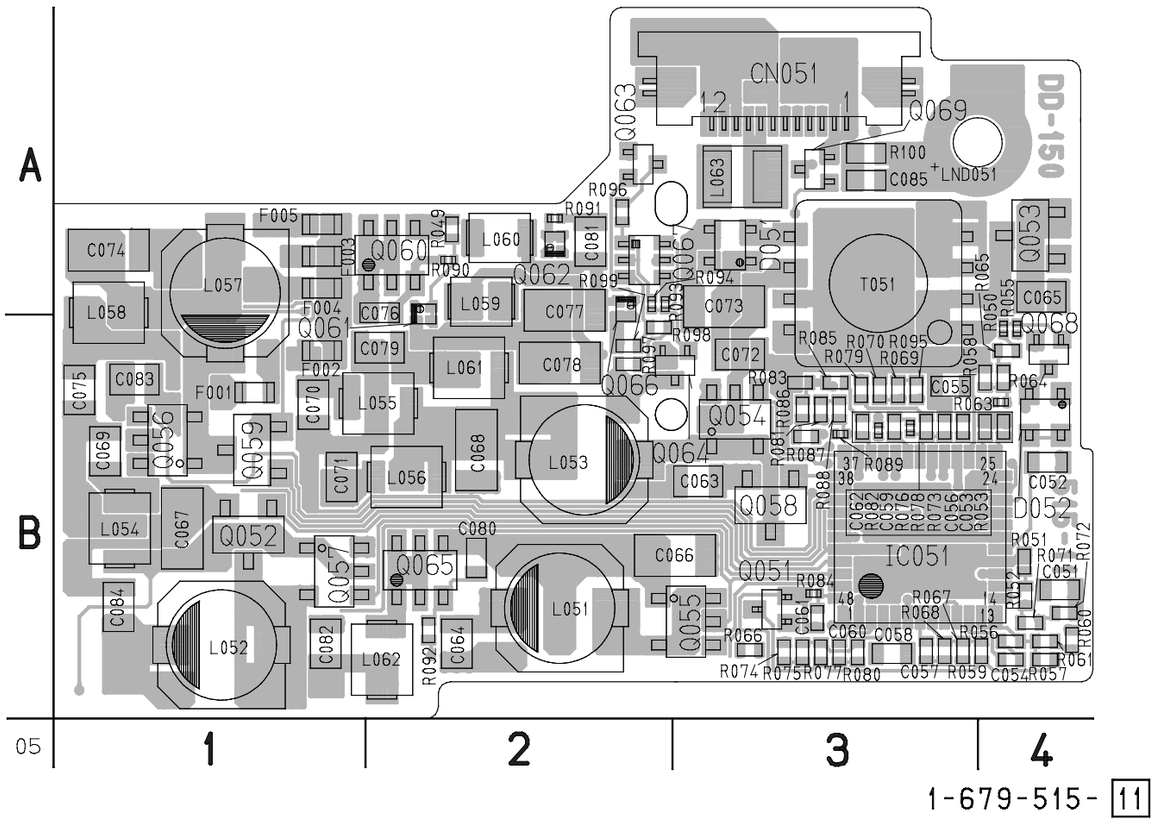

1-679-515- 11

DD-150 BOARD(SIDE B)

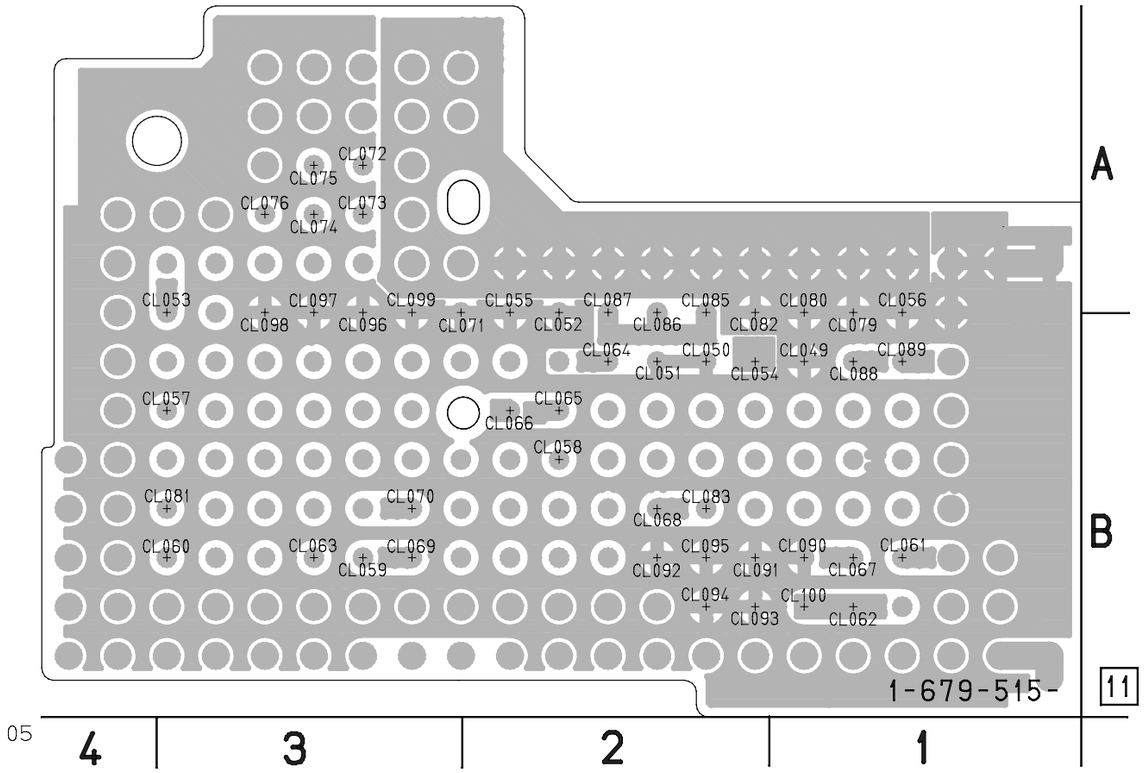

1-679-515- 11

DD-150 (DC/DC CONVERTER) SCHEMATIC DIAGRAM

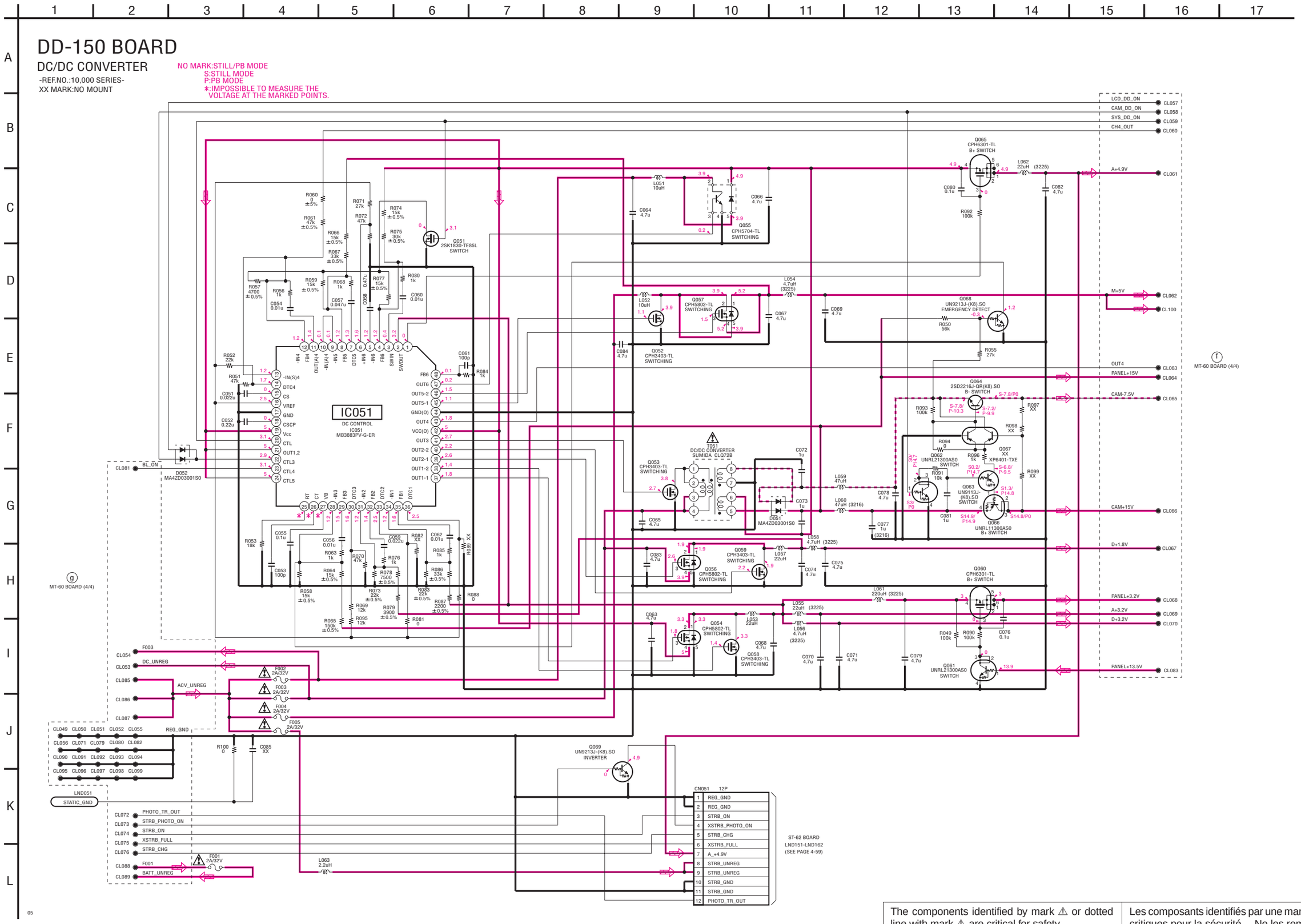

The components identified by mark ⚠ or dotted line with mark ⚠ are critical for safety. Replace only with part number specified.	Les composants identifiés par une marque ⚠ sont critiques pour la sécurité. Ne les remplacer que par une piéce portant le numéro spécifié.

4-3. WAVEFORMS

CA-66 BOARD

❶
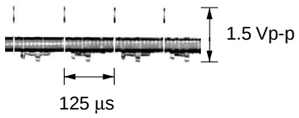

IC151 ⑩ (CN101 ②) STILL

❷
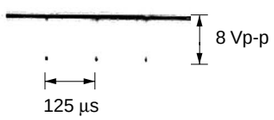

IC151 ④, ⑤, ⑥ (CN101 ⑤, ⑧, ⑨) STILL

❸


IC151 ①, ②, ③ (CN101 ⑥, ⑦, ⑩) STILL

❹
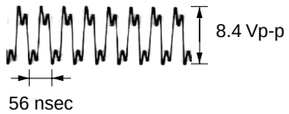

IC151 ⑬, ⑳ (CN101 ⑱) STILL

❺
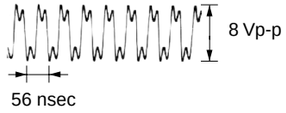

IC151 ⑭, ⑲ (CN101 ⑳) STILL

❻

IC103 ⑳ (CL142) STILL

❼
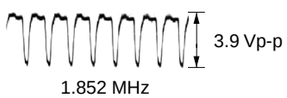

IC103 ㉑ (CL143) STILL

❽
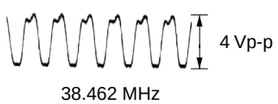

IC103 ㊾ (CL145) STILL/PB

PS-440 BOARD

❶
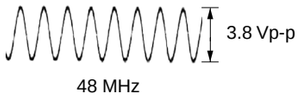

IC501 ⑬④ (X502) STILL/PB

❷

IC501 ⑯① (X501) STILL/PB

❸

IC301 ㉔ (X303) STILL/PB

❹
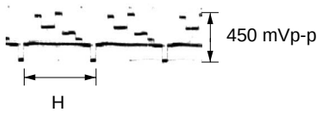

Q305 ④ STILL/PB

❺
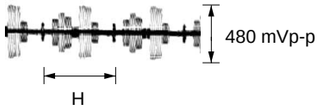

Q306 ④ STILL/PB

❻
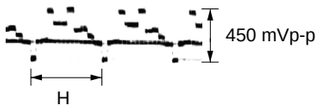

Q307 ④ STILL/PB

❼
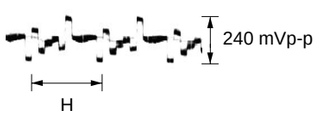

Q308 ④ STILL/PB

❽
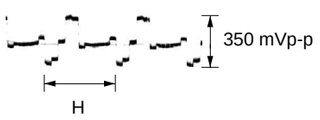

Q309 ④ STILL/PB

HI-74 BOARD

❶
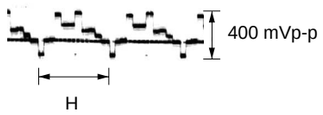

IC651 ① STILL/PB

❷
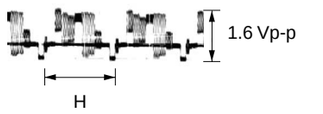

IC651 ③ STILL/PB

❸
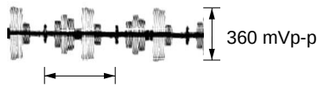

IC651 ⑧ STILL/PB

❹
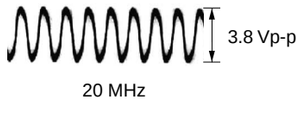

IC404 ㊵ (X401) STILL/PB

❺
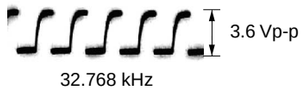

IC405 ① (X402) STILL/PB

4-4. PARTS LOCATION

CA-66 BOARD
(SIDE A)

C101	A-1	R231	B-1
C102	A-3	R232	B-1
C103	A-3	R233	B-1
C104	B-2	R234	B-1
C105	A-2	R235	B-1
C106	B-2	R236	B-1
C107	A-1		
C108	A-1	X101	B-2
C115	A-2	X102	B-2
C116	B-2		
C121	A-2		
C122	B-2		
C123	B-3		
C124	B-2		
C125	B-2		
C126	A-3		
C127	B-3		
C128	A-2		
C129	A-2		
C130	A-3		
C133	A-2		
C135	A-1		
C136	A-1		
C137	A-2		
C141	A-1		
C142	A-1		
C143	A-1		
C144	A-1		
C145	A-1		
C146	A-2		
C147	A-2		
C148	A-1		
C149	A-1		
C201	B-1		
C203	B-1		
C204	B-1		
C214	B-1		
C217	B-2		
CN101	A-1		
CN201	B-1		
D102	A-1		
D201	B-1		
D202	B-1		
D203	B-1		
FB102	A-3		
FB103	A-1		
FB104	B-2		
FB107	A-2		
FB108	B-2		
FB109	B-2		
FB110	B-1		
FB111	B-2		
FB112	A-2		
FB113	A-2		
IC103	A-2		
IC201	B-2		
IC203	B-1		
L101	B-3		
L102	B-3		
L103	B-1		
L104	A-3		
L201	B-1		
L202	B-1		
Q101	B-2		
Q203	B-1		
R101	B-2		
R102	A-1		
R103	B-2		
R104	B-2		
R107	B-2		
R110	B-2		
R117	B-2		
R121	A-2		
R131	B-3		
R132	B-1		
R133	B-1		
R134	A-1		
R135	A-2		
R136	A-2		
R137	A-2		
R212	B-1		
R224	B-1		
R225	B-1		
R229	B-1		
R230	B-1		

MT-60 BOARD
(SIDE A)

CN1101	C-1
D1401	G-3
LF1401	H-12
R1401	G-4
R1402	H-12
R1403	A-7

MT-60 BOARD
(SIDE B)

CN1402	A-7
J1401	H-12

PS-440 BOARD
(SIDE A)

C302	A-2	Q307	A-3
C303	A-2	Q308	A-3
C304	B-2	Q309	A-3
C305	B-2	Q501	A-2
C306	B-2		
C308	B-2	R302	B-2
C309	B-3	R303	A-3
C310	B-3	R304	A-3
C312	B-3	R305	A-3
C314	B-3	R306	A-3
C315	B-3	R307	A-3
C323	A-3	R308	A-3
C324	A-3	R309	A-3
C325	A-3	R310	B-3
C326	A-2	R311	A-3
C327	A-3	R312	A-2
C328	A-3	R313	A-3
C329	A-3	R314	A-3
C330	A-3	R315	A-3
C333	A-3	R316	A-3
C335	B-3	R317	A-3
C336	B-3	R319	A-3
C337	A-3	R321	A-3
C338	A-3	R323	A-3
C339	A-3	R325	A-3
C346	B-2	R327	A-3
C349	B-3	R347	A-2
C353	B-2	R348	B-2
C501	A-2	R349	A-3
C502	A-2	R350	A-3
C503	A-2	R351	A-3
C504	B-2	R352	A-3
C507	A-2	R353	A-3
C508	B-2	R355	B-3
C510	A-2	R507	A-2
C512	A-2	R511	B-2
C515	A-1	R512	A-2
C516	B-2	R513	A-2
C518	A-1	R514	A-2
C520	A-1	R516	A-2
C521	A-1	R517	A-2
C522	A-1	R521	A-1
C523	A-1	R522	A-1
C524	A-1	R523	A-1
C525	A-1	R526	A-1
C526	A-1	R527	B-1
C528	A-1	R528	B-1
C529	B-1	R529	A-1
C530	B-2	R530	A-1
C531	B-2	R531	B-1
C532	B-1	R533	B-1
C533	A-1	R534	B-1
C535	B-1	R536	B-1
C541	B-1	R537	B-1
C543	B-1	R538	B-2
C545	B-2	R542	A-1
C546	B-2	R545	B-1
C548	B-2	R546	B-1
C556	A-1	R547	A-2
D501	A-2	VDR501	A-1
FB301	A-2	X303	A-2
FB302	B-2	X501	A-1
FB304	B-3	X502	B-1
FB501	B-1		
FB503	B-2		
FB504	A-1		
IC301	A-3		
IC303	B-3		
IC304	B-3		
IC305	B-3		
IC501	A-1		
IC503	B-1		
IC506	B-1		
IC507	B-2		
L301	B-2		
L302	B-3		
L303	A-3		
L304	B-3		
L305	A-3		
L501	B-2		
L502	B-1		
L503	A-1		
L504	B-1		
L505	B-2		
Q302	A-3		
Q303	A-3		
Q304	A-3		
Q305	A-3		
Q306	A-3		

HI-74 BOARD
(SIDE A)

C409	B-1
C410	B-1
C411	A-1
C417	B-1
C418	C-1
C422	B-2
C423	B-2
C424	B-2
C426	C-2
C427	C-2
C431	C-1
C432	C-1
C433	C-2
C442	A-1
C443	A-1
C444	A-1
C445	A-1
C446	A-1
C447	B-2
C448	C-2
C449	B-1
C601	A-4
C602	A-4
C651	A-2
C652	B-2
C653	B-2
C654	B-2
C655	B-2
C656	A-2
C657	B-2
C662	A-2
C663	A-2
C665	A-2
C666	C-3
C667	C-3
C668	C-2
C669	C-2
C701	B-3
C702	B-3
C703	B-3
C704	B-3
C705	B-3
C706	B-3
C707	B-3
C708	A-3
C709	A-3
C710	A-3
C712	B-3
C713	B-3
C714	B-3
C716	B-2
C717	B-3
C718	C-3
C719	B-3
C720	B-3
C721	A-3
C722	A-3
C723	B-3
C724	B-2
C725	B-2
C726	B-3
C727	B-2
C728	A-3
C730	A-2
C733	B-2
C734	A-2
C735	B-3
C736	B-2
C737	B-2
C738	A-2
C739	A-2
C740	B-2
C742	C-3
C744	A-3
C745	A-3
C746	A-3
D406	B-1
D408	B-1
D410	C-1
D411	A-2
D412	C-1
D601	B-4
D602	B-4
D603	B-4
D901	A-2
D902	A-2
D905	B-2
D906	C-2
D907	B-2
D908	B-1
D909	C-1
D910	C-2
D911	B-2

D912	B-1
FB601	A-4
FB602	A-4
IC402	A-1
IC404	B-1
IC405	C-1
IC406	C-2
IC407	A-1
IC601	A-4
IC651	A-2
IC652	C-3
IC701	B-3
IC702	A-3
L401	A-1
L652	B-2
L653	B-2
L654	B-2
L701	A-3
L703	B-3
L704	B-3
LF601	B-4
Q405	B-1
Q406	B-1
Q409	C-1
Q410	C-2
Q411	C-2
Q412	B-2
Q414	A-2
Q415	A-1
Q416	B-2
Q601	B-4
Q653	C-3
Q654	C-2
Q701	A-2
Q702	A-2
Q703	C-3
R420	B-1
R422	B-1
R423	B-1
R425	B-1
R426	B-1
R427	B-1
R428	B-1
R429	B-1
R430	B-1
R431	B-1
R433	B-1
R434	B-1
R435	B-1
R436	B-1
R437	B-1
R438	B-2
R439	B-1
R443	B-1
R444	B-1
R445	B-1
R446	B-1
R447	B-1
R448	B-1
R449	B-1
R451	B-1
R452	B-2
R453	B-2
R454	B-2
R455	B-1
R462	B-2
R463	B-2
R465	B-2
R466	B-2
R467	B-2
R468	B-2
R469	B-1
R470	B-1
R471	C-1
R474	C-2
R475	B-1
R476	C-2
R477	C-2
R478	C-2
R479	C-1
R480	C-1
R484	C-1
R485	C-1
R487	C-2
R491	B-1
R492	B-1
R493	A-1
R494	A-1

R495	B-1
R496	C-2
R497	B-1
R498	B-1
R499	B-1
R603	A-4
R604	A-4
R605	A-4
R606	A-4
R608	A-4
R652	B-2
R656	A-2
R658	B-2
R659	C-2
R660	C-2
R662	B-2
R701	B-3
R702	B-3
R703	B-3
R704	A-3
R705	C-3
R706	B-3
R707	B-3
R708	A-3
R709	B-3
R710	B-3
R711	A-3
R714	C-3
R715	B-3
R716	B-2
R717	A-3
R718	B-3
R719	B-3
R720	B-3
R721	B-2
R722	A-3
R723	B-2
R724	B-2
R725	A-2
R726	B-2
R727	C-3
R733	A-3
R734	A-3
R735	A-3
R736	A-3
R738	B-2
X401	B-1
X402	C-1

BT-2 BOARD
(SIDE A)

BT001	C-1
C001	B-2
C002	B-1
C003	A-1
C005	B-1
C007	A-2
C008	B-2
C009	A-2
C010	A-2
C011	B-2
C012	B-2
C013	A-2
D003	C-2
D004	B-2
D006	B-1
D007	B-1
D008	B-1
FB001	A-1
IC001	B-1
L001	B-1
L002	A-2
L003	B-2
L004	A-2
Q001	C-2
Q002	B-2
Q003	B-2
Q004	B-2
Q005	A-2
Q006	B-2
Q007	A-2
Q008	A-2
Q009	B-2
Q010	B-2
R004	C-2
R005	B-2
R006	B-2
R007	B-2
R008	B-2
R010	B-2
R011	B-2
R012	B-2
R013	B-2
R014	A-2
R015	B-1
R016	A-1
R017	A-2
R018	A-2
R019	A-2
R020	C-2

BT-2 BOARD
(SIDE B)

CN001	B-1

DD-150 BOARD
(SIDE A)

C051	B-4
C052	B-4
C053	B-4
C054	B-4
C055	B-3
C056	B-3
C057	B-3
C058	B-3
C059	B-3
C060	B-3
C061	B-3
C062	B-3
C063	B-3
C064	B-2
C065	A-4
C066	B-2
C067	B-1
C068	B-2
C069	B-1
C070	B-1
C071	B-1
C072	B-2
C073	A-3
C074	A-1
C075	B-1
C076	B-2
C077	B-2
C078	B-2
C079	B-2
C080	B-2
C081	A-2
C082	B-1
C083	B-1
C084	B-1
CN051	A-3
D051	A-3
D052	B-4
F001	B-1
F002	B-1
F003	A-1
F004	A-1
F005	A-1
IC051	B-3
L051	B-2
L052	B-1
L053	B-2
L054	B-1
L055	B-2
L056	B-2
L057	A-1
L058	A-1
L059	A-2
L060	A-2
L061	B-2
L062	B-2
L063	A-3
Q051	B-3
Q052	B-1
Q053	A-4
Q054	B-3
Q055	B-3
Q056	B-1
Q057	B-1
Q058	B-3
Q059	B-1
Q060	A-2
Q061	B-2
Q062	A-2
Q063	A-2
Q064	B-3
Q065	B-2
Q066	A-2
Q068	B-4
Q069	A-3
R049	A-2
R050	B-4
R051	B-4
R052	B-4
R053	B-4
R055	B-4
R056	B-4
R057	B-4
R058	B-4
R059	B-4
R060	B-4
R061	B-4
R063	B-4
R064	B-4
R065	B-4
R066	B-3
R067	B-3
R068	B-3
R069	B-3
R070	B-3
R071	B-4
R072	B-4
R073	B-3
R074	B-3
R075	B-3
R076	B-3
R077	B-3
R078	B-3
R079	B-3
R080	B-3
R081	B-3
R083	B-3
R084	B-3
R085	B-3
R086	B-3
R087	B-3
R088	B-3
R090	A-2
R091	A-2
R092	B-2
R093	A-2
R094	A-2
R095	B-3
R096	A-2
R100	A-3
T051	A-3

6-2. ELECTRICAL PARTS LIST

Ref. No.	Part No.	Description			Remark
	A-7074-598-A	BT-2 BOARD, COMPLETE			
		**********			
		(Ref. No.: 10,000 Series)			
		< BATTERY >			
BT001	1-528-900-11	BATTERY, LITHIUM SECONDARY			
		< CAPACITOR >			
C001	1-164-227-11	CERAMIC CHIP	0.022uF	10%	25V
C002	1-127-760-11	CERAMIC CHIP	4.7uF	10%	6.3V
C003	1-127-760-11	CERAMIC CHIP	4.7uF	10%	6.3V
C005	1-127-760-11	CERAMIC CHIP	4.7uF	10%	6.3V
C007	1-125-827-11	CERAMIC CHIP	1uF	10%	25V
C008	1-107-682-11	CERAMIC CHIP	1uF	10%	16V
C009	1-107-682-11	CERAMIC CHIP	1uF	10%	16V
C010	1-115-416-11	CERAMIC CHIP	0.001uF	5%	25V
C011	1-107-819-11	CERAMIC CHIP	0.022uF	10%	16V
C012	1-107-819-11	CERAMIC CHIP	0.022uF	10%	16V
C013	1-164-941-11	CERAMIC CHIP	0.0047uF	10%	16V
		< CONNECTOR >			
CN001	1-694-753-11	TERMINAL BOARD (MS+BATT)			
		< DIODE >			
D003	8-719-056-59	DIODE MAZS120008SO			
D004	8-719-027-76	DIODE 1SS357-TPH3			
D006	8-719-075-12	DIODE MA3XD21001S0			
D007	8-719-071-45	DIODE MA116- (TX).SO			
D008	8-719-071-45	DIODE MA116- (TX).SO			
		< FERRITE BEAD >			
FB001	1-414-228-11	INDUCTOR	0uH		
		< IC >			
IC001	8-759-486-48	IC XC6372C351PR			
		< COIL >			
L001	1-419-311-21	INDUCTOR	100uH		
L002	1-419-627-21	INDUCTOR	10uH		
L003	1-469-528-91	INDUCTOR	100uH		
L004	1-414-400-41	INDUCTOR	22uH		
		< TRANSISTOR >			
Q001	8-729-047-68	TRANSISTOR	SSM3K03FE (TPL3)		
Q002	8-729-046-77	TRANSISTOR	SI4963DY-T1		
Q003	8-729-804-41	TRANSISTOR	2SB1122-ST-TD		
Q004	8-729-037-74	TRANSISTOR	UN9213J- (K8).SO		
Q005	8-729-053-75	TRANSISTOR	CPH5703-TL		
Q006	8-729-042-26	TRANSISTOR	2SB1462J-QR (K8).SO		
Q007	8-729-037-74	TRANSISTOR	UN9213J- (K8).SO		
Q008	8-729-427-83	TRANSISTOR	XP6501- (TX).SO		
Q009	8-729-042-26	TRANSISTOR	2SB1462J-QR (K8).SO		
Q010	8-729-037-52	TRANSISTOR	2SD2216J-QR (K8).SO		
		< RESISTOR >			
R004	1-218-985-11	RES-CHIP	470K	5%	1/16W
R005	1-218-989-11	RES-CHIP	1M	5%	1/16W
R006	1-216-150-91	RES-CHIP	10	5%	1/8W
R007	1-218-953-11	RES-CHIP	1K	5%	1/16W
R008	1-218-959-11	RES-CHIP	3.3K	5%	1/16W
R010	1-208-712-11	METAL CHIP	16K	0.5%	1/16W
R011	1-208-935-11	METAL CHIP	100K	0.5%	1/16W
R012	1-208-927-11	METAL CHIP	47K	0.5%	1/16W
R013	1-218-977-11	RES-CHIP	100K	5%	1/16W
R014	1-218-965-11	RES-CHIP	10K	5%	1/16W
R015	1-208-935-11	METAL CHIP	100K	0.5%	1/16W
R016	1-208-927-11	METAL CHIP	47K	0.5%	1/16W
R017	1-218-945-11	RES-CHIP	220	5%	1/16W
R018	1-218-959-11	RES-CHIP	3.3K	5%	1/16W
R019	1-218-953-11	RES-CHIP	1K	5%	1/16W
R020	1-218-990-11	SHORT	0		
	A-7074-596-A	CA-66 BOARD, COMPLETE			
		**********			
		(Ref. No.: 10,000 Series)			
		< CAPACITOR >			
C101	1-107-826-11	CERAMIC CHIP	0.1uF	10%	16V
C102	1-125-839-91	TANTALUM CHIP	47uF	20%	6.3V
C103	1-125-777-11	CERAMIC CHIP	0.1uF	10%	10V
C104	1-125-777-11	CERAMIC CHIP	0.1uF	10%	10V
C105	1-128-617-91	CERAMIC CHIP	100PF	5%	25V
C106	1-125-777-11	CERAMIC CHIP	0.1uF	10%	10V
C107	1-125-777-11	CERAMIC CHIP	0.1uF	10%	10V
C108	1-125-777-11	CERAMIC CHIP	0.1uF	10%	10V
C115	1-128-617-91	CERAMIC CHIP	100PF	5%	25V
C116	1-164-943-11	CERAMIC CHIP	0.01uF	10%	16V
C121	1-125-777-11	CERAMIC CHIP	0.1uF	10%	10V
C122	1-125-777-11	CERAMIC CHIP	0.1uF	10%	10V
C123	1-125-777-11	CERAMIC CHIP	0.1uF	10%	10V
C124	1-125-777-11	CERAMIC CHIP	0.1uF	10%	10V
C125	1-117-919-11	TANTALUM CHIP	10uF	20%	6.3V
C126	1-137-858-91	TANTALUM CHIP	47uF	20%	6.3V
C127	1-113-985-11	TANTALUM CHIP	10uF	20%	20V
C128	1-125-777-11	CERAMIC CHIP	0.1uF	10%	10V
C129	1-107-826-11	CERAMIC CHIP	0.1uF	10%	16V
C130	1-119-751-11	TANTALUM CHIP	22uF	20%	16V
C133	1-125-777-11	CERAMIC CHIP	0.1uF	10%	10V
C135	1-135-957-91	TANTALUM CHIP	10uF	20%	16V
C136	1-125-777-11	CERAMIC CHIP	0.1uF	10%	10V
C137	1-135-956-91	TANTALUM CHIP	3.3uF	20%	20V
C141	1-125-837-11	CERAMIC CHIP	1uF	10%	6.3V
C142	1-125-837-11	CERAMIC CHIP	1uF	10%	6.3V
C143	1-125-777-11	CERAMIC CHIP	0.1uF	10%	10V
C144	1-164-876-11	CERAMIC CHIP	120PF	5%	16V
C145	1-125-837-11	CERAMIC CHIP	1uF	10%	6.3V
C146	1-164-860-11	CERAMIC CHIP	27PF	5%	16V
C147	1-125-777-11	CERAMIC CHIP	0.1uF	10%	10V
C148	1-115-340-11	CERAMIC CHIP	0.22uF	10%	25V
C149	1-115-340-11	CERAMIC CHIP	0.22uF	10%	25V
C151	1-117-919-11	TANTALUM CHIP	10uF	20%	6.3V
C201	1-128-632-91	CERAMIC CHIP	0.01uF	10%	6.3V
C203	1-125-777-11	CERAMIC CHIP	0.1uF	10%	10V
C204	1-113-682-11	TANTALUM CHIP	33uF	20%	10V

Ref. No.	Part No.	Description			Remark
C214	1-115-156-11	CERAMIC CHIP	1uF		10V
C217	1-164-943-11	CERAMIC CHIP	0.01uF	10%	16V
		< CONNECTOR >			
CN101	1-794-764-21	CONNECTOR, FPC (ZIF) 21P			
CN201	1-794-765-21	CONNECTOR, FPC (ZIF) 25P			
		< DIODE >			
D102	8-719-056-23	DIODE MA2S111- (K8).SO			
D201	8-719-077-57	DIODE MAZR082H0AS0			
D202	8-719-077-57	DIODE MAZR082H0AS0			
D203	8-719-077-57	DIODE MAZR082H0AS0			
		< FERRITE BEAD >			
FB102	1-414-228-11	INDUCTOR	0uH		
FB103	1-500-283-11	INDUCTOR	0uH		
FB104	1-414-228-11	INDUCTOR	0uH		
FB107	1-500-283-11	INDUCTOR	0uH		
FB108	1-500-284-21	INDUCTOR	0uH		
FB109	1-500-284-21	INDUCTOR	0uH		
FB110	1-414-228-11	INDUCTOR	0uH		
FB111	1-414-228-11	INDUCTOR	0uH		
FB112	1-414-228-11	INDUCTOR	0uH		
FB113	1-414-228-11	INDUCTOR	0uH		
		< IC >			
IC103	8-752-408-79	IC CXD3403GA-T6			
IC201	8-759-689-18	IC LB1939T-TLM			
IC203	1-804-220-11	IC WTGA-uPD16877W			
		< COIL >			
L101	1-469-757-21	INDUCTOR	10uH		
L102	1-469-757-21	INDUCTOR	10uH		
L103	1-469-528-91	INDUCTOR	100uH		
L104	1-216-295-11	SHORT	0 (Note)		
L201	1-414-398-11	INDUCTOR	10uH		
L202	1-469-757-21	INDUCTOR	10uH		
		< TRANSISTOR >			
Q101	8-729-037-74	TRANSISTOR	UN9213J- (K8).SO		
Q203	8-729-050-74	TRANSISTOR	2SB1462L0AS0		
		< RESISTOR >			
R101	1-218-957-11	RES-CHIP	2.2K	5%	1/16W
R102	1-218-937-11	RES-CHIP	47	5%	1/16W
R103	1-240-687-91	METAL CHIP	220	5%	1/20W
R104	1-218-973-11	RES-CHIP	47K	5%	1/16W
R107	1-218-945-11	RES-CHIP	220	5%	1/16W
R110	1-218-941-11	RES-CHIP	100	5%	1/16W
R117	1-694-535-91	CONDCTOR, CHIP (0603)			
R121	1-218-956-11	RES-CHIP	1.8K	5%	1/16W
R131	1-218-990-11	SHORT	0		
R132	1-240-673-91	METAL CHIP	12	5%	1/20W
R133	1-240-673-91	METAL CHIP	12	5%	1/20W
R134	1-240-718-91	METAL CHIP	100K	5%	1/20W
R135	1-216-864-11	METAL CHIP	0	5%	1/16W
R136	1-216-864-11	METAL CHIP	0	5%	1/16W
R137	1-218-990-11	SHORT	0		

Ref. No.	Part No.	Description			Remark
R212	1-218-961-11	RES-CHIP	4.7K	5%	1/16W
R224	1-240-714-91	METAL CHIP	47K	5%	1/20W
R225	1-240-716-91	METAL CHIP	68K	5%	1/20W
R229	1-240-714-91	METAL CHIP	47K	5%	1/20W
R230	1-240-714-91	METAL CHIP	47K	5%	1/20W
R231	1-240-714-91	METAL CHIP	47K	5%	1/20W
R232	1-240-714-91	METAL CHIP	47K	5%	1/20W
R233	1-211-969-11	METAL CHIP	10	0.5%	1/16W
R234	1-211-969-11	METAL CHIP	10	0.5%	1/16W
R235	1-211-969-11	METAL CHIP	10	0.5%	1/16W
R236	1-211-969-11	METAL CHIP	10	0.5%	1/16W
		< VIBRATOR >			
X101	1-795-027-21	OSCILLATOR, CRYSTAL (36.818182MHz)			
X102	1-795-028-21	OSCILLATOR, CRYSTAL (36.5625MHz)			

A-7074-597-A DD-150 BOARD, COMPLETE
****
(Ref. No.: 10,000 Series)

Ref. No.	Part No.	Description			Remark
		< CAPACITOR >			
C051	1-164-227-11	CERAMIC CHIP	0.022uF	10%	25V
C052	1-115-467-11	CERAMIC CHIP	0.22uF	10%	10V
C053	1-164-874-11	CERAMIC CHIP	100PF	5%	16V
C054	1-164-943-11	CERAMIC CHIP	0.01uF	10%	16V
C055	1-107-826-11	CERAMIC CHIP	0.1uF	10%	16V
C056	1-164-943-11	CERAMIC CHIP	0.01uF	10%	16V
C057	1-119-923-81	CERAMIC CHIP	0.047uF	10%	10V
C058	1-117-863-11	CERAMIC CHIP	0.47uF	10%	6.3V
C059	1-107-819-11	CERAMIC CHIP	0.022uF	10%	16V
C060	1-164-943-11	CERAMIC CHIP	0.01uF	10%	16V
C061	1-164-874-11	CERAMIC CHIP	100PF	5%	16V
C062	1-164-943-11	CERAMIC CHIP	0.01uF	10%	16V
C063	1-127-760-11	CERAMIC CHIP	4.7uF	10%	6.3V
C064	1-127-760-11	CERAMIC CHIP	4.7uF	10%	6.3V
C065	1-127-760-11	CERAMIC CHIP	4.7uF	10%	6.3V
C066	1-115-566-11	CERAMIC CHIP	4.7uF	10%	10V
C067	1-115-566-11	CERAMIC CHIP	4.7uF	10%	10V
C068	1-115-566-11	CERAMIC CHIP	4.7uF	10%	10V
C069	1-127-760-11	CERAMIC CHIP	4.7uF	10%	6.3V
C070	1-127-760-11	CERAMIC CHIP	4.7uF	10%	6.3V
C071	1-127-760-11	CERAMIC CHIP	4.7uF	10%	6.3V
C072	1-109-982-11	CERAMIC CHIP	1uF	10%	10V
C073	1-125-827-11	CERAMIC CHIP	1uF	10%	25V
C074	1-115-566-11	CERAMIC CHIP	4.7uF	10%	10V
C075	1-127-760-11	CERAMIC CHIP	4.7uF	10%	6.3V
C076	1-107-826-11	CERAMIC CHIP	0.1uF	10%	16V
C077	1-125-827-11	CERAMIC CHIP	1uF	10%	25V
C078	1-115-566-11	CERAMIC CHIP	4.7uF	10%	10V
C079	1-127-760-11	CERAMIC CHIP	4.7uF	10%	6.3V
C080	1-107-826-11	CERAMIC CHIP	0.1uF	10%	16V
C081	1-109-982-11	CERAMIC CHIP	1uF	10%	10V
C082	1-127-760-11	CERAMIC CHIP	4.7uF	10%	6.3V
C083	1-127-760-11	CERAMIC CHIP	4.7uF	10%	6.3V
C084	1-127-760-11	CERAMIC CHIP	4.7uF	10%	6.3V

Note: Resistor is mounted to the location where L104 is printed.

Ref. No.	Part No.	Description			Remark
		< CONNECTOR >			
CN051	1-815-030-21	CONNECTOR, FFC/FPC (ZIF) 12P			
		< DIODE >			
D051	8-719-074-08	DIODE MA4ZD03001S0			
D052	8-719-074-08	DIODE MA4ZD03001S0			
		< FUSE >			
⚠F001	1-576-415-21	FUSE, MICRO (1608) (2A/32V)			
⚠F002	1-576-415-21	FUSE, MICRO (1608) (2A/32V)			
⚠F003	1-576-415-21	FUSE, MICRO (1608) (2A/32V)			
⚠F004	1-576-415-21	FUSE, MICRO (1608) (2A/32V)			
⚠F005	1-576-415-21	FUSE, MICRO (1608) (2A/32V)			
		< IC >			
IC051	8-759-693-42	IC MB3883PV-G-ER			
		< COIL >			
L051	1-419-627-21	INDUCTOR	10uH		
L052	1-419-627-21	INDUCTOR	10uH		
L053	1-419-628-21	INDUCTOR	22uH		
L054	1-412-056-11	INDUCTOR	4.7uH		
L055	1-414-400-41	INDUCTOR	22uH		
L056	1-412-056-11	INDUCTOR	4.7uH		
L057	1-419-628-21	INDUCTOR	22uH		
L058	1-412-056-11	INDUCTOR	4.7uH		
L059	1-469-527-91	INDUCTOR	47uH		
L060	1-469-527-91	INDUCTOR	47uH		
L061	1-414-406-41	INDUCTOR	220uH		
L062	1-414-400-41	INDUCTOR	22uH		
L063	1-412-027-11	INDUCTOR	2.2uH		
		< TRANSISTOR >			
Q051	8-729-047-68	TRANSISTOR	2SK1830-TE85L		
Q052	8-729-044-84	TRANSISTOR	CPH3403-TL		
Q053	8-729-044-84	TRANSISTOR	CPH3403-TL		
Q054	8-729-053-76	TRANSISTOR	CPH5802-TL		
Q055	8-729-048-19	TRANSISTOR	CPH5704-TL		
Q056	8-729-053-76	TRANSISTOR	CPH5802-TL		
Q057	8-729-053-76	TRANSISTOR	CPH5802-TL		
Q058	8-729-044-84	TRANSISTOR	CPH3403-TL		
Q059	8-729-044-84	TRANSISTOR	CPH3403-TL		
Q060	8-729-046-00	TRANSISTOR	CPH6301-TL		
Q061	8-729-050-91	TRANSISTOR	UNRL21300AS0		
Q062	8-729-050-91	TRANSISTOR	UNRL21300AS0		
Q063	8-729-037-61	TRANSISTOR	UN9113J- (K8).SO		
Q064	8-729-037-52	TRANSISTOR	2SD2216J-QR (K8).SO		
Q065	8-729-046-00	TRANSISTOR	CPH6301-TL		
Q066	8-729-050-81	TRANSISTOR	UNRL11300AS0		
Q068	8-729-037-74	TRANSISTOR	UN9213J- (K8).SO		
Q069	8-729-037-74	TRANSISTOR	UN9213J- (K8).SO		
		< RESISTOR >			
R049	1-218-977-11	RES-CHIP	100K	5%	1/16W
R050	1-240-715-91	METAL CHIP	56K	5%	1/20W
R051	1-218-973-11	RES-CHIP	47K	5%	1/16W
R052	1-218-969-11	RES-CHIP	22K	5%	1/16W

Ref. No.	Part No.	Description			Remark
R053	1-218-968-11	RES-CHIP	18K	5%	1/16W
R055	1-240-712-91	METAL CHIP	27K	5%	1/20W
R056	1-218-953-11	RES-CHIP	1K	5%	1/16W
R057	1-208-699-11	METAL CHIP	4.7K	0.5%	1/16W
R058	1-208-711-11	METAL CHIP	15K	0.5%	1/16W
R059	1-208-711-11	METAL CHIP	15K	0.5%	1/16W
R060	1-218-990-11	SHORT	0		
R061	1-208-927-11	METAL CHIP	47K	0.5%	1/16W
R063	1-240-695-91	METAL CHIP	1K	5%	1/20W
R064	1-208-711-11	METAL CHIP	15K	0.5%	1/16W
R065	1-208-939-11	METAL CHIP	150K	0.5%	1/16W
R066	1-208-711-11	METAL CHIP	15K	0.5%	1/16W
R067	1-208-719-11	METAL CHIP	33K	0.5%	1/16W
R068	1-218-953-11	RES-CHIP	1K	5%	1/16W
R069	1-208-709-11	METAL CHIP	12K	0.5%	1/16W
R070	1-208-927-11	METAL CHIP	47K	0.5%	1/16W
R071	1-218-970-11	RES-CHIP	27K	5%	1/16W
R072	1-218-973-11	RES-CHIP	47K	5%	1/16W
R073	1-208-715-11	METAL CHIP	22K	0.5%	1/16W
R074	1-208-711-11	METAL CHIP	15K	0.5%	1/16W
R075	1-208-922-11	METAL CHIP	30K	0.5%	1/16W
R076	1-240-695-91	METAL CHIP	1K	5%	1/20W
R077	1-208-711-11	METAL CHIP	15K	0.5%	1/16W
R078	1-208-908-81	METAL CHIP	7.5K	0.5%	1/16W
R079	1-208-697-11	METAL CHIP	3.9K	0.5%	1/16W
R080	1-218-953-11	RES-CHIP	1K	5%	1/16W
R081	1-218-990-11	SHORT	0		
R083	1-208-715-11	METAL CHIP	22K	0.5%	1/16W
R084	1-240-695-91	METAL CHIP	1K	5%	1/20W
R085	1-218-953-11	RES-CHIP	1K	5%	1/16W
R086	1-208-719-11	METAL CHIP	33K	0.5%	1/16W
R087	1-208-691-11	METAL CHIP	2.2K	0.5%	1/16W
R088	1-218-990-11	SHORT	0		
R090	1-240-718-91	METAL CHIP	100K	5%	1/20W
R091	1-240-707-91	METAL CHIP	10K	5%	1/20W
R092	1-218-977-11	RES-CHIP	100K	5%	1/16W
R093	1-240-718-91	METAL CHIP	100K	5%	1/20W
R094	1-694-535-91	CONDCTOR, CHIP (0603)			
R095	1-208-709-11	METAL CHIP	12K	0.5%	1/16W
R096	1-218-953-11	RES-CHIP	1K	5%	1/16W
R100	1-216-864-11	METAL CHIP	0	5%	1/16W
		< TRANSFORMER >			
⚠T051	1-435-740-21	TRANSFORMER, DC-DC CONVERTER			

A-7074-595-A HI-74 BOARD, COMPLETE
****
(Ref. No.: 10,000 Series)

Ref. No.	Part No.	Description			Remark
		< CAPACITOR >			
C409	1-164-937-11	CERAMIC CHIP	0.001uF	10%	16V
C410	1-127-578-91	TANTALUM CHIP	3.3uF	20%	6.3V
C411	1-125-777-11	CERAMIC CHIP	0.1uF	10%	10V
C417	1-107-819-11	CERAMIC CHIP	0.022uF	10%	16V
C418	1-125-777-11	CERAMIC CHIP	0.1uF	10%	10V
C422	1-164-943-11	CERAMIC CHIP	0.01uF	10%	16V
C423	1-164-943-11	CERAMIC CHIP	0.01uF	10%	16V

The components identified by mark ⚠ or dotted line with mark ⚠ are critical for safety. Replace only with part number specified.

Les composants identifiés par une marque ⚠ sont critiques pour la sécurité. Ne les remplacer que par une pièce portant le numéro spécifié.

Ref. No.	Part No.	Description			Remark
C424	1-164-943-11	CERAMIC CHIP	0.01uF	10%	16V
C426	1-125-777-11	CERAMIC CHIP	0.1uF	10%	10V
C427	1-125-777-11	CERAMIC CHIP	0.1uF	10%	10V
C431	1-125-777-11	CERAMIC CHIP	0.1uF	10%	10V
C432	1-164-846-11	CERAMIC CHIP	6PF	0.50PF	16V
C433	1-125-777-11	CERAMIC CHIP	0.1uF	10%	10V
C442	1-117-919-11	TANTALUM CHIP	10uF	20%	6.3V
C443	1-117-919-11	TANTALUM CHIP	10uF	20%	6.3V
C444	1-125-777-11	CERAMIC CHIP	0.1uF	10%	10V
C445	1-107-819-11	CERAMIC CHIP	0.022uF	10%	16V
C446	1-131-860-91	TANTALUM CHIP	4.7uF	20%	10V
C447	1-125-777-11	CERAMIC CHIP	0.1uF	10%	10V
C448	1-125-777-11	CERAMIC CHIP	0.1uF	10%	10V
C449	1-164-943-11	CERAMIC CHIP	0.01uF	10%	16V
C601	1-125-777-11	CERAMIC CHIP	0.1uF	10%	10V
C602	1-164-939-11	CERAMIC CHIP	0.0022uF	10%	16V
C651	1-107-820-11	CERAMIC CHIP	0.1uF		16V
C652	1-117-919-11	TANTALUM CHIP	10uF	20%	6.3V
C653	1-164-943-11	CERAMIC CHIP	0.01uF	10%	16V
C654	1-125-837-11	CERAMIC CHIP	1uF	10%	6.3V
C655	1-107-820-11	CERAMIC CHIP	0.1uF		16V
C656	1-164-943-11	CERAMIC CHIP	0.01uF	10%	16V
C657	1-164-862-11	CERAMIC CHIP	33PF	5%	16V
C662	1-127-895-11	TANTALUM CHIP	22uF	20%	4V
C663	1-125-839-91	TANTALUM CHIP	47uF	20%	6.3V
C665	1-125-839-91	TANTALUM CHIP	47uF	20%	6.3V
C666	1-125-777-11	CERAMIC CHIP	0.1uF	10%	10V
C667	1-117-919-11	TANTALUM CHIP	10uF	20%	6.3V
C668	1-125-777-11	CERAMIC CHIP	0.1uF	10%	10V
C669	1-117-919-11	TANTALUM CHIP	10uF	20%	6.3V
C701	1-107-819-11	CERAMIC CHIP	0.022uF	10%	16V
C702	1-119-923-81	CERAMIC CHIP	0.047uF	10%	10V
C703	1-164-942-11	CERAMIC CHIP	0.0068uF	10%	16V
C704	1-164-939-11	CERAMIC CHIP	0.0022uF	10%	16V
C705	1-131-860-91	TANTALUM CHIP	4.7uF	20%	10V
C706	1-135-333-11	TANTALUM CHIP	1uF	20%	16V
C707	1-117-863-11	CERAMIC CHIP	0.47uF	10%	6.3V
C708	1-164-245-11	CERAMIC CHIP	0.015uF	10%	25V
C709	1-164-245-11	CERAMIC CHIP	0.015uF	10%	25V
C710	1-164-943-11	CERAMIC CHIP	0.01uF	10%	16V
C712	1-117-863-11	CERAMIC CHIP	0.47uF	10%	6.3V
C713	1-117-919-11	TANTALUM CHIP	10uF	20%	6.3V
C714	1-115-156-11	CERAMIC CHIP	1uF		10V
C716	1-117-919-11	TANTALUM CHIP	10uF	20%	6.3V
C717	1-164-939-11	CERAMIC CHIP	0.0022uF	10%	16V
C718	1-117-919-11	TANTALUM CHIP	10uF	20%	6.3V
C719	1-164-943-11	CERAMIC CHIP	0.01uF	10%	16V
C720	1-164-943-11	CERAMIC CHIP	0.01uF	10%	16V
C721	1-117-919-11	TANTALUM CHIP	10uF	20%	6.3V
C722	1-117-919-11	TANTALUM CHIP	10uF	20%	6.3V
C723	1-115-156-11	CERAMIC CHIP	1uF		10V
C724	1-125-777-11	CERAMIC CHIP	0.1uF	10%	10V
C725	1-117-863-11	CERAMIC CHIP	0.47uF	10%	6.3V
C726	1-117-863-11	CERAMIC CHIP	0.47uF	10%	6.3V
C727	1-117-863-11	CERAMIC CHIP	0.47uF	10%	6.3V
C728	1-137-710-91	CERAMIC CHIP	10uF	20%	6.3V
C730	1-117-919-11	TANTALUM CHIP	10uF	20%	6.3V
C733	1-119-923-81	CERAMIC CHIP	0.047uF	10%	10V
C734	1-117-919-11	TANTALUM CHIP	10uF	20%	6.3V
C735	1-115-156-11	CERAMIC CHIP	1uF		10V
C736	1-135-333-11	TANTALUM CHIP	1uF	20%	16V
C737	1-131-860-91	TANTALUM CHIP	4.7uF	20%	10V
C738	1-164-943-11	CERAMIC CHIP	0.01uF	10%	16V
C739	1-164-943-11	CERAMIC CHIP	0.01uF	10%	16V
C740	1-117-863-11	CERAMIC CHIP	0.47uF	10%	6.3V
C742	1-164-943-11	CERAMIC CHIP	0.01uF	10%	16V
C744	1-125-777-11	CERAMIC CHIP	0.1uF	10%	10V
C745	1-125-837-11	CERAMIC CHIP	1uF	10%	6.3V
C746	1-117-919-11	TANTALUM CHIP	10uF	20%	6.3V
		< DIODE >			
D406	8-719-056-48	DIODE	1SS388 (TPL3)		
D408	8-719-056-23	DIODE	1SS387-TPL3		
D410	8-719-056-23	DIODE	1SS387-TPL3		
D411	8-719-056-23	DIODE	MA2S111- (K8).SO		
D412	8-719-046-85	DIODE	MA2S728- (K8).SO		
D601	8-719-056-61	DIODE	MAZS082008SO		
D602	8-719-077-57	DIODE	MAZR082H0AS0		
D603	8-719-056-48	DIODE	1SS388 (TPL3)		
D901	8-719-062-16	DIODE	01ZA8.2 (TPL3)		
D902	8-719-062-16	DIODE	01ZA8.2 (TPL3)		
D905	8-719-062-16	DIODE	01ZA8.2 (TPL3)		
D906	8-719-062-16	DIODE	01ZA8.2 (TPL3)		
D907	8-719-062-16	DIODE	01ZA8.2 (TPL3)		
D908	8-719-056-53	DIODE	MAZS051008SO		
D909	8-719-062-16	DIODE	01ZA8.2 (TPL3)		
D910	8-719-056-48	DIODE	1SS388 (TPL3)		
D911	8-719-056-53	DIODE	MAZS051008SO		
D912	8-719-056-53	DIODE	MAZS051008SO		
		< FERRITE BEAD >			
FB601	1-414-228-11	INDUCTOR	0uH		
FB602	1-216-864-11	METAL CHIP	0	5%	1/16W (Note)
		< IC >			
IC402	8-759-525-51	IC	S-80827HNNP-A9A-T2		
IC404	8-759-828-52	IC	S579648GGB-TEB		
IC405	8-759-693-06	IC	S-3513BEPA-TB		
IC406	8-759-693-07	IC	AK6440BL-L		
IC407	8-759-525-53	IC	RN5RZ31BA-TL		
IC601	8-759-693-08	IC	ML60820TAZ060		
IC651	8-759-688-19	IC	NJM2274R (TE2)		
IC652	8-759-430-57	IC	M62367GP-75ED		
IC701	8-759-647-71	IC	AK4550VT-E2		
IC702	8-759-655-17	IC	AN2905FHQ-EB		
		< COIL >			
L401	1-469-757-21	INDUCTOR	10uH		
L652	1-469-757-21	INDUCTOR	10uH		
L653	1-469-757-21	INDUCTOR	10uH		
L654	1-414-524-41	INDUCTOR	33uH		
L701	1-216-001-00	METAL CHIP	10	5%	1/10W (Note)
L703	1-469-757-21	INDUCTOR	10uH		

Note: Resistors are mounted to the location where FB602 and L701 are printed.

Ref. No.	Part No.	Description			Remark
L704	1-469-757-21	INDUCTOR	10uH		
		< LINE FILTER >			
LF601	1-419-100-21	COIL, COMMON-MODE CHOKE			
		< TRANSISTOR >			
Q405	8-729-050-81	TRANSISTOR	UNRL11300AS0		
Q406	8-729-037-74	TRANSISTOR	UN9213J- (K8).SO		
Q409	8-729-041-43	TRANSISTOR	HN1L02FU (TE85R)		
Q410	8-729-054-86	TRANSISTOR	RN1904FE (TE85R)		
Q411	8-729-037-74	TRANSISTOR	UN9213J- (K8).SO		
Q412	8-729-037-74	TRANSISTOR	UN9213J- (K8).SO		
Q414	8-729-046-00	TRANSISTOR	CPH6301-TL		
Q415	8-729-037-74	TRANSISTOR	UN9213J- (K8).SO		
Q416	8-729-037-74	TRANSISTOR	UN9213J- (K8).SO		
Q601	8-729-050-81	TRANSISTOR	UNRL11300AS0		
Q653	8-729-042-26	TRANSISTOR	2SB1462J-QR (K8).SO		
Q654	8-729-037-74	TRANSISTOR	UN9213J- (K8).SO		
Q701	8-729-050-94	TRANSISTOR	UNRL21600AS0		
Q702	8-729-050-81	TRANSISTOR	UNRL11300AS0		
Q703	8-729-041-51	TRANSISTOR	FMMT617TA		
		< RESISTOR >			
R420	1-240-726-91	METAL CHIP	470K	5%	1/20W
R422	1-240-726-91	METAL CHIP	470K	5%	1/20W
R423	1-240-726-91	METAL CHIP	470K	5%	1/20W
R425	1-240-703-91	METAL CHIP	4.7K	5%	1/20W
R426	1-240-726-91	METAL CHIP	470K	5%	1/20W
R427	1-240-707-91	METAL CHIP	10K	5%	1/20W
R428	1-240-718-91	METAL CHIP	100K	5%	1/20W
R429	1-240-700-91	METAL CHIP	2.7K	5%	1/20W
R430	1-240-718-91	METAL CHIP	100K	5%	1/20W
R431	1-240-695-91	METAL CHIP	1K	5%	1/20W
R433	1-240-695-91	METAL CHIP	1K	5%	1/20W
R434	1-240-695-91	METAL CHIP	1K	5%	1/20W
R435	1-240-695-91	METAL CHIP	1K	5%	1/20W
R436	1-240-695-91	METAL CHIP	1K	5%	1/20W
R437	1-240-695-91	METAL CHIP	1K	5%	1/20W
R438	1-240-718-91	METAL CHIP	100K	5%	1/20W
R439	1-240-714-91	METAL CHIP	47K	5%	1/20W
R443	1-240-718-91	METAL CHIP	100K	5%	1/20W
R444	1-240-726-91	METAL CHIP	470K	5%	1/20W
R445	1-240-726-91	METAL CHIP	470K	5%	1/20W
R446	1-240-718-91	METAL CHIP	100K	5%	1/20W
R447	1-240-718-91	METAL CHIP	100K	5%	1/20W
R448	1-240-718-91	METAL CHIP	100K	5%	1/20W
R449	1-240-695-91	METAL CHIP	1K	5%	1/20W
R451	1-240-714-91	METAL CHIP	47K	5%	1/20W
R452	1-218-985-11	RES-CHIP	470K	5%	1/16W
R453	1-218-985-11	RES-CHIP	470K	5%	1/16W
R454	1-240-714-91	METAL CHIP	47K	5%	1/20W
R455	1-240-714-91	METAL CHIP	47K	5%	1/20W
R462	1-218-965-11	RES-CHIP	10K	5%	1/16W
R463	1-218-953-11	RES-CHIP	1K	5%	1/16W
R465	1-218-965-11	RES-CHIP	10K	5%	1/16W
R466	1-218-953-11	RES-CHIP	1K	5%	1/16W
R467	1-218-965-11	RES-CHIP	10K	5%	1/16W
R468	1-218-953-11	RES-CHIP	1K	5%	1/16W
R469	1-240-718-91	METAL CHIP	100K	5%	1/20W
R470	1-240-729-91	METAL CHIP	1M	5%	1/20W

Ref. No.	Part No.	Description			Remark
R471	1-218-977-11	RES-CHIP	100K	5%	1/16W
R474	1-218-989-11	METAL CHIP	1M	0.5%	1/16W
R475	1-240-718-91	METAL CHIP	100K	5%	1/20W
R476	1-218-989-11	METAL CHIP	1M	0.5%	1/16W
R477	1-218-985-11	METAL CHIP	470K	0.5%	1/16W
R478	1-218-989-11	METAL CHIP	1M	0.5%	1/16W
R479	1-218-965-11	RES-CHIP	10K	5%	1/16W
R480	1-218-965-11	RES-CHIP	10K	5%	1/16W
R484	1-218-977-11	RES-CHIP	100K	5%	1/16W
R485	1-218-946-11	RES-CHIP	270	5%	1/16W
R487	1-218-977-11	RES-CHIP	100K	5%	1/16W
R491	1-240-695-91	METAL CHIP	1K	5%	1/20W
R492	1-240-711-91	METAL CHIP	22K	5%	1/20W
R493	1-240-718-91	METAL CHIP	100K	5%	1/20W
R494	1-240-729-91	METAL CHIP	1M	5%	1/20W
R495	1-218-959-11	RES-CHIP	3.3K	5%	1/16W
R496	1-218-989-11	METAL CHIP	1M	0.5%	1/16W
R497	1-240-726-91	METAL CHIP	470K	5%	1/20W
R498	1-240-718-91	METAL CHIP	100K	5%	1/20W
R499	1-240-718-91	METAL CHIP	100K	5%	1/20W
R603	1-218-955-11	RES-CHIP	1.5K	5%	1/16W
R604	1-208-643-11	RES-CHIP	22	5%	1/16W
R605	1-208-643-11	RES-CHIP	22	5%	1/16W
R606	1-240-720-91	METAL CHIP	150K	5%	1/20W
R608	1-240-718-91	METAL CHIP	100K	5%	1/20W
R652	1-218-965-11	RES-CHIP	10K	5%	1/16W
R656	1-240-681-91	METAL CHIP	68	5%	1/20W
R658	1-218-990-11	SHORT	0		
R659	1-218-965-11	RES-CHIP	10K	5%	1/16W
R660	1-218-973-11	RES-CHIP	47K	5%	1/16W
R662	1-218-954-11	RES-CHIP	1.2K	5%	1/16W
R701	1-240-697-91	METAL CHIP	1.5K	5%	1/20W
R702	1-240-702-91	METAL CHIP	3.9K	5%	1/20W
R703	1-694-535-91	CONDCTOR, CHIP (0603)			
R704	1-694-535-91	CONDCTOR, CHIP (0603)			
R705	1-218-990-11	SHORT	0		
R706	1-240-702-91	METAL CHIP	3.9K	5%	1/20W
R707	1-240-697-91	METAL CHIP	1.5K	5%	1/20W
R708	1-240-712-91	METAL CHIP	27K	5%	1/20W
R709	1-218-949-11	RES-CHIP	470	5%	1/16W
R710	1-240-714-91	METAL CHIP	47K	5%	1/20W
R711	1-240-714-91	METAL CHIP	47K	5%	1/20W
R714	1-218-990-11	SHORT	0		
R715	1-218-990-11	SHORT	0		
R716	1-218-941-11	RES-CHIP	100	5%	1/16W
R717	1-694-535-91	CONDCTOR, CHIP (0603)			
R718	1-218-971-11	RES-CHIP	33K	5%	1/16W
R719	1-218-990-11	SHORT	0		
R720	1-218-957-11	RES-CHIP	2.2K	5%	1/16W
R721	1-218-973-11	RES-CHIP	47K	5%	1/16W
R722	1-240-699-91	METAL CHIP	2.2K	5%	1/20W
R723	1-218-973-11	RES-CHIP	47K	5%	1/16W
R724	1-218-977-11	RES-CHIP	100K	5%	1/16W
R725	1-240-718-91	METAL CHIP	100K	5%	1/20W
R726	1-218-975-11	RES-CHIP	68K	5%	1/16W
R727	1-218-929-11	RES-CHIP	10	5%	1/16W
R733	1-240-713-91	METAL CHIP	33K	5%	1/20W
R734	1-240-699-91	METAL CHIP	2.2K	5%	1/20W
R735	1-240-683-91	METAL CHIP	100	5%	1/20W
R736	1-240-695-91	METAL CHIP	1K	5%	1/20W

Ref. No.	Part No.	Description			Remark
R738	1-216-864-11	METAL CHIP	0	5%	1/16W
		< VIBRATOR >			
X401	1-781-769-21	VIBRATOR, CERAMIC (20MHz)			
X402	1-767-994-42	VIBRATOR, CRYSTAL (32.768kHz)			

A-7074-605-A MT-60 BOARD, COMPLETE (SERVICE)
****
(Ref. No.: 10,000 Series)
(BT-2, CA-66, DD-150, HI-74 and PS-440 boards are included in this complete board)

Ref. No.	Part No.	Description			Remark
		< CONNECTOR >			
CN1101	1-778-803-11	CONNECTOR, BOARD TO BOARD 40P			
CN1402	1-794-962-11	CONNECTOR, SQUARE TYPE (USB 5P) (USB)			
		< DIODE >			
D1401	8-719-058-12	DIODE CL-220UR-C-TS (ACCESS)			
		< JACK >			
J1401	1-794-865-11	JACK, DC (DC IN)			
		< LINE FILTER >			
LF1401	1-411-957-11	FILTER, COMMON MODE			
		< RESISTOR >			
R1401	1-216-826-11	METAL CHIP	2.7K	5%	1/16W
R1402	1-216-821-11	METAL CHIP	1K	5%	1/16W
R1403	1-216-864-11	METAL CHIP	0	5%	1/16W

A-7074-594-A PS-440 BOARD, COMPLETE
****
(Ref. No.: 10,000 Series)

Ref. No.	Part No.	Description			Remark
		< CAPACITOR >			
C302	1-125-777-11	CERAMIC CHIP	0.1uF	10%	10V
C303	1-125-777-11	CERAMIC CHIP	0.1uF	10%	10V
C304	1-125-777-11	CERAMIC CHIP	0.1uF	10%	10V
C305	1-127-895-11	TANTALUM CHIP	22uF	20%	4V
C306	1-125-777-11	CERAMIC CHIP	0.1uF	10%	10V
C308	1-107-819-11	CERAMIC CHIP	0.022uF	10%	16V
C309	1-125-777-11	CERAMIC CHIP	0.1uF	10%	10V
C310	1-125-777-11	CERAMIC CHIP	0.1uF	10%	10V
C312	1-125-777-11	CERAMIC CHIP	0.1uF	10%	10V
C314	1-125-777-11	CERAMIC CHIP	0.1uF	10%	10V
C315	1-125-777-11	CERAMIC CHIP	0.1uF	10%	10V
C323	1-125-777-11	CERAMIC CHIP	0.1uF	10%	10V
C324	1-125-777-11	CERAMIC CHIP	0.1uF	10%	10V
C325	1-125-777-11	CERAMIC CHIP	0.1uF	10%	10V
C326	1-125-777-11	CERAMIC CHIP	0.1uF	10%	10V
C327	1-125-777-11	CERAMIC CHIP	0.1uF	10%	10V
C328	1-117-919-11	TANTALUM CHIP	10uF	20%	6.3V
C329	1-125-777-11	CERAMIC CHIP	0.1uF	10%	10V
C330	1-125-777-11	CERAMIC CHIP	0.1uF	10%	10V
C333	1-128-632-91	CERAMIC CHIP	0.01uF	10%	6.3V
C335	1-117-919-11	TANTALUM CHIP	10uF	20%	6.3V
C336	1-164-943-11	CERAMIC CHIP	0.01uF	10%	16V
C337	1-128-608-91	CERAMIC CHIP	22PF	5%	25V
C338	1-128-606-91	CERAMIC CHIP	15PF	5%	25V
C339	1-127-996-91	CERAMIC CHIP	6PF	0.5PF	25V
C346	1-117-919-11	TANTALUM CHIP	10uF	20%	6.3V
C349	1-125-777-11	CERAMIC CHIP	0.1uF	10%	10V
C353	1-125-777-11	CERAMIC CHIP	0.1uF	10%	10V
C501	1-125-777-11	CERAMIC CHIP	0.1uF	10%	10V
C502	1-125-777-11	CERAMIC CHIP	0.1uF	10%	10V
C503	1-125-777-11	CERAMIC CHIP	0.1uF	10%	10V
C504	1-125-777-11	CERAMIC CHIP	0.1uF	10%	10V
C507	1-125-777-11	CERAMIC CHIP	0.1uF	10%	10V
C508	1-125-777-11	CERAMIC CHIP	0.1uF	10%	10V
C510	1-125-777-11	CERAMIC CHIP	0.1uF	10%	10V
C512	1-125-777-11	CERAMIC CHIP	0.1uF	10%	10V
C515	1-125-777-11	CERAMIC CHIP	0.1uF	10%	10V
C516	1-125-777-11	CERAMIC CHIP	0.1uF	10%	10V
C518	1-125-777-11	CERAMIC CHIP	0.1uF	10%	10V
C520	1-125-777-11	CERAMIC CHIP	0.1uF	10%	10V
C521	1-125-777-11	CERAMIC CHIP	0.1uF	10%	10V
C522	1-128-628-91	CERAMIC CHIP	0.0022uF	10%	6.3V
C523	1-164-939-11	CERAMIC CHIP	0.0022uF	10%	16V
C524	1-125-777-11	CERAMIC CHIP	0.1uF	10%	10V
C525	1-127-999-91	CERAMIC CHIP	9PF	0.5PF	25V
C526	1-127-999-91	CERAMIC CHIP	9PF	0.5PF	25V
C528	1-125-777-11	CERAMIC CHIP	0.1uF	10%	10V
C529	1-125-777-11	CERAMIC CHIP	0.1uF	10%	10V
C530	1-117-919-11	TANTALUM CHIP	10uF	20%	6.3V
C531	1-125-777-11	CERAMIC CHIP	0.1uF	10%	10V
C532	1-125-777-11	CERAMIC CHIP	0.1uF	10%	10V
C533	1-125-777-11	CERAMIC CHIP	0.1uF	10%	10V
C535	1-117-919-11	TANTALUM CHIP	10uF	20%	6.3V
C541	1-125-777-11	CERAMIC CHIP	0.1uF	10%	10V
C543	1-117-919-11	TANTALUM CHIP	10uF	20%	6.3V
C545	1-117-919-11	TANTALUM CHIP	10uF	20%	6.3V
C546	1-125-777-11	CERAMIC CHIP	0.1uF	10%	10V
C548	1-125-777-11	CERAMIC CHIP	0.1uF	10%	10V
C556	1-137-700-91	TANTALUM CHIP	10uF	20%	6.3V
C557	1-137-700-91	TANTALUM CHIP	10uF	20%	6.3V
		< DIODE >			
D501	8-719-056-23	DIODE MA2S111- (K8).SO			
		< FERRITE BEAD >			
FB301	1-414-233-22	INDUCTOR	0uH		
FB302	1-414-228-11	INDUCTOR	0uH		
FB304	1-414-228-11	INDUCTOR	0uH		
FB501	1-414-228-11	INDUCTOR	0uH		
FB503	1-414-228-11	INDUCTOR	0uH		
FB504	1-500-282-11	INDUCTOR	0uH		
		< IC >			
IC301	8-759-654-55	IC MB87J4030LGA-G-ER			
IC303	8-759-681-74	IC MB81F641642D-15PB-ER-WJ			
IC304	8-759-681-74	IC MB81F641642D-15PB-ER-WJ			
IC305	8-759-675-54	IC TC7W53FK (TE85R)			
IC501	8-759-669-63	IC HD6417197BT77			
IC503	8-759-271-88	IC TC7SHU04FU-TE85R			
IC506	8-759-681-74	IC MB81F641642D-15PB-ER-WJ			
IC507	8-759-680-85	IC AK6417AL-L			

Ref. No.	Part No.	Description			Remark
		< COIL >			
L301	1-469-757-21	INDUCTOR	10uH		
L302	1-469-757-21	INDUCTOR	10uH		
L303	1-469-757-21	INDUCTOR	10uH		
L304	1-469-757-21	INDUCTOR	10uH		
L305	1-412-959-11	INDUCTOR	47uH		
L501	1-469-757-21	INDUCTOR	10uH		
L502	1-469-757-21	INDUCTOR	10uH		
L503	1-469-757-21	INDUCTOR	10uH		
L504	1-469-757-21	INDUCTOR	10uH		
L505	1-469-757-21	INDUCTOR	10uH		
		< TRANSISTOR >			
Q302	8-729-050-91	TRANSISTOR	UNRL21300AS0		
Q303	8-729-050-92	TRANSISTOR	UNRL21400AS0		
Q304	8-729-050-92	TRANSISTOR	UNRL21400AS0		
Q305	8-729-050-74	TRANSISTOR	2SB1462L0AS0		
Q306	8-729-050-74	TRANSISTOR	2SB1462L0AS0		
Q307	8-729-050-74	TRANSISTOR	2SB1462L0AS0		
Q308	8-729-050-74	TRANSISTOR	2SB1462L0AS0		
Q309	8-729-050-74	TRANSISTOR	2SB1462L0AS0		
Q501	8-729-050-91	TRANSISTOR	UNRL21300AS0		
		< RESISTOR >			
R302	1-218-953-11	RES-CHIP	1K	5%	1/16W
R303	1-208-869-11	METAL CHIP	180	0.5%	1/16W
R304	1-208-663-11	METAL CHIP	150	0.5%	1/16W
R305	1-218-958-11	METAL CHIP	2.7K	0.5%	1/16W
R306	1-240-714-91	METAL CHIP	47K	5%	1/20W
R307	1-218-941-11	METAL CHIP	100	0.5%	1/16W
R308	1-208-663-11	METAL CHIP	150	0.5%	1/16W
R309	1-208-663-11	METAL CHIP	150	0.5%	1/16W
R310	1-218-958-11	METAL CHIP	2.7K	0.5%	1/16W
R311	1-240-714-91	METAL CHIP	47K	5%	1/20W
R312	1-240-729-91	METAL CHIP	1M	5%	1/20W
R313	1-240-686-91	METAL CHIP	180	5%	1/20W
R314	1-240-689-91	METAL CHIP	330	5%	1/20W
R315	1-240-693-91	METAL CHIP	680	5%	1/20W
R316	1-240-694-91	METAL CHIP	820	5%	1/20W
R317	1-240-711-91	METAL CHIP	22K	5%	1/20W
R319	1-240-695-91	METAL CHIP	1K	5%	1/20W
R321	1-240-695-91	METAL CHIP	1K	5%	1/20W
R323	1-240-695-91	METAL CHIP	1K	5%	1/20W
R325	1-240-695-91	METAL CHIP	1K	5%	1/20W
R327	1-240-695-91	METAL CHIP	1K	5%	1/20W
R347	1-694-535-91	CONDCTOR, CHIP (0603)			
R348	1-218-990-11	SHORT	0		
R349	1-240-679-91	METAL CHIP	47	5%	1/20W
R350	1-240-695-91	METAL CHIP	1K	5%	1/20W
R351	1-240-695-91	METAL CHIP	1K	5%	1/20W
R352	1-240-695-91	METAL CHIP	1K	5%	1/20W
R353	1-240-695-91	METAL CHIP	1K	5%	1/20W
R355	1-240-695-91	METAL CHIP	1K	5%	1/20W
R507	1-240-714-91	METAL CHIP	47K	5%	1/20W
R511	1-218-973-11	RES-CHIP	47K	5%	1/16W
R512	1-218-973-11	RES-CHIP	47K	5%	1/16W
R513	1-218-953-11	RES-CHIP	1K	5%	1/16W
R514	1-218-953-11	RES-CHIP	1K	5%	1/16W
R516	1-240-714-91	METAL CHIP	47K	5%	1/20W
R517	1-694-535-91	CONDCTOR, CHIP (0603)			

Ref. No.	Part No.	Description			Remark
R521	1-240-714-91	METAL CHIP	47K	5%	1/20W
R522	1-240-718-91	METAL CHIP	100K	5%	1/20W
R523	1-240-714-91	METAL CHIP	47K	5%	1/20W
R526	1-216-864-11	METAL CHIP	0	5%	1/16W
R527	1-240-714-91	METAL CHIP	47K	5%	1/20W
R528	1-240-714-91	METAL CHIP	47K	5%	1/20W
R529	1-694-535-91	CONDCTOR, CHIP (0603)			
R530	1-240-729-91	METAL CHIP	1M	5%	1/20W
R531	1-240-714-91	METAL CHIP	47K	5%	1/20W
R533	1-240-714-91	METAL CHIP	47K	5%	1/20W
R534	1-240-714-91	METAL CHIP	47K	5%	1/20W
R536	1-694-535-91	CONDCTOR, CHIP (0603)			
R537	1-240-729-91	METAL CHIP	1M	5%	1/20W
R538	1-240-718-91	METAL CHIP	100K	5%	1/20W
R542	1-240-679-91	METAL CHIP	47	5%	1/20W
R545	1-240-695-91	METAL CHIP	1K	5%	1/20W
R546	1-240-707-91	METAL CHIP	10K	5%	1/20W
R547	1-218-990-11	SHORT	0		
		< VARISTOR >			
VDR501	1-801-862-11	VARISTOR, CHIP			
		< VIBRATOR >			
X303	1-781-764-21	VIBRATOR, CERAMIC (16.384MHz)			
X501	1-781-773-21	VIBRATOR, CRYSTAL (25.8048MHz)			
X502	1-781-620-21	VIBRATOR, CERAMIC (48MHz)			

2002A0500-1
© 2002. 1
Published by DI Customer Center

DSC-P1

SONY

SERVICE MANUAL

Level 3

Ver 1.1 2002. 01

US Model
Canadian Model
AEP Model
UK Model
E Model
Hong Kong Model
Australian Model
Chinese Model
Korea Model
Tourist Model
Japanese Model

SUPPLEMENT-1

File this supplement with the service manual.

(PV01-052)

- **Suffix No. of the boards are changed.**
  BT-2, CA-66, DD-150 and HI-74 boards have been changed from -11 to -12, and changed from -12 to -13.
  PS-440 board has been changed from -11 to -12.

- **Discrimination of suffix No. -12 or -13.**

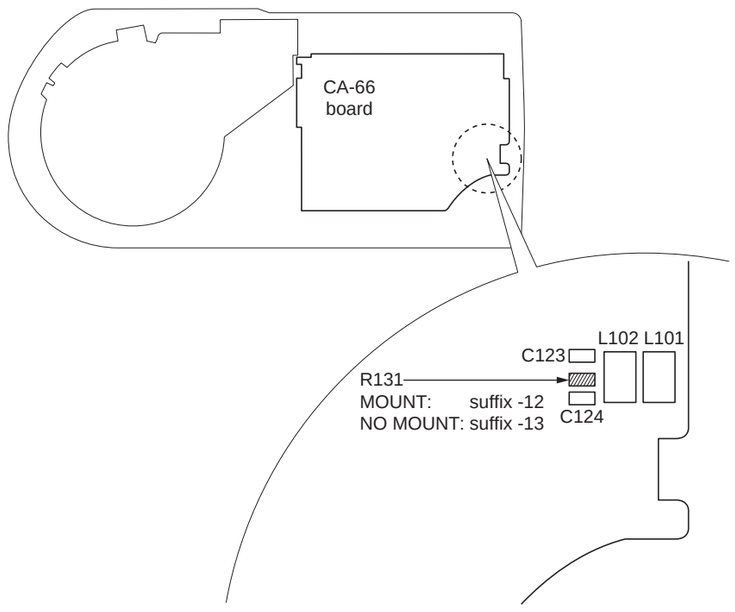

TABLE OF CONTENTS

Section	Title	Page
4.	PRINTED WIRING BOARDS AND SCHEMATIC DIAGRAMS	
	CA-66 Printed Wiring Board (Suffix-12)	3
	CA-66 Printed Wiring Board (Suffix-13)	5
	CA-66 (CAMERA PROCESSOR) Schematic Diagram	7
	CA-66 (LENS DRIVE) Schematic Diagram	9
	PS-440 Printed Wiring Board	11
	PS-440 (SH DSP) Schematic Diagram	15
	PS-440 (MEMORY (SH DSP)) Schematic Diagram	17
	PS-440 (CAMERA DSP) Schematic Diagram	19
	PS-440 (MEMORY (CAMERA DSP)) Schematic Diagram	21
	HI-74 Printed Wiring Board (Suffix-12)	23
	HI-74 Printed Wiring Board (Suffix-13)	27
	HI-74 (VIDEO,EVR) Schematic Diagram	31
	HI-74 (USB I/F) Schematic Diagram	33
	HI-74 (HI CONTROL) Schematic Diagram	35
	HI-74 (AUDIO) Schematic Diagram	37
	BT-2 Printed Wiring Board (Suffix-12)	39
	BT-2 Printed Wiring Board (Suffix-13)	41
	BT-2 Schematic Diagram	43
	DD-150 Printed Wiring Board (Suffix-12)	45
	DD-150 Printed Wiring Board (Suffix-13)	47
	DD-150 Schematic Diagram	49
4-3.	Waveforms	51
4-4.	Parts Location	52
6.	REPAIR PARTS LIST	
6-2.	Electrical Parts List	55

SECTION 4
PRINTED WIRING BOARDS AND SCHEMATIC DIAGRAMS

CA-66 (CAMERA PROCESSOR, LENS DRIVE) PRINTED WIRING BOARD (SUFFIX-12)

– Ref. No.: CA-66 board; 10,000 series –

- **For Printed Wiring Board.**
- CA-66 board is four-layer print board. However, the patterns of layers 2 to 3 have not been included in the diagram.
- There are a few cases that the part isn't mounted in this model is printed on this diagram.
- See page 52 for printed parts location.
- Chip parts

Transistor

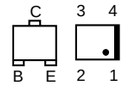

Diode

CA-66 BOARD(SIDE A)

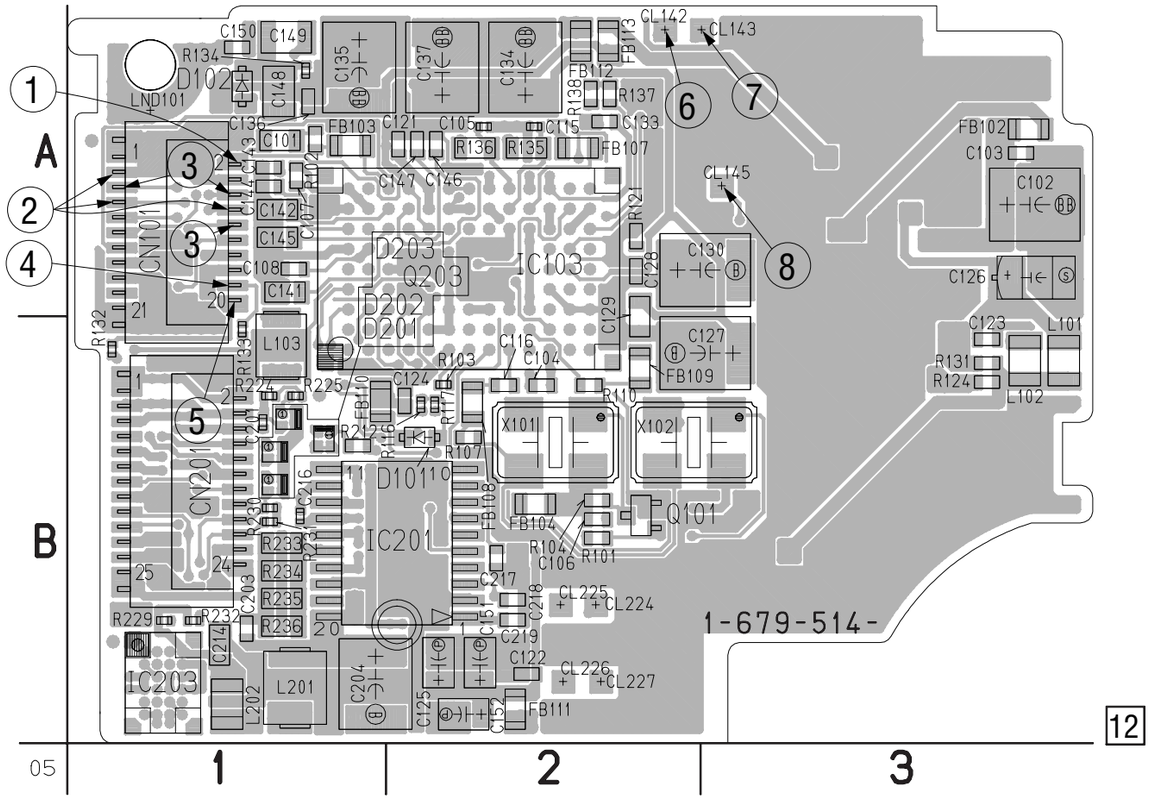

CA-66 BOARD(SIDE B)

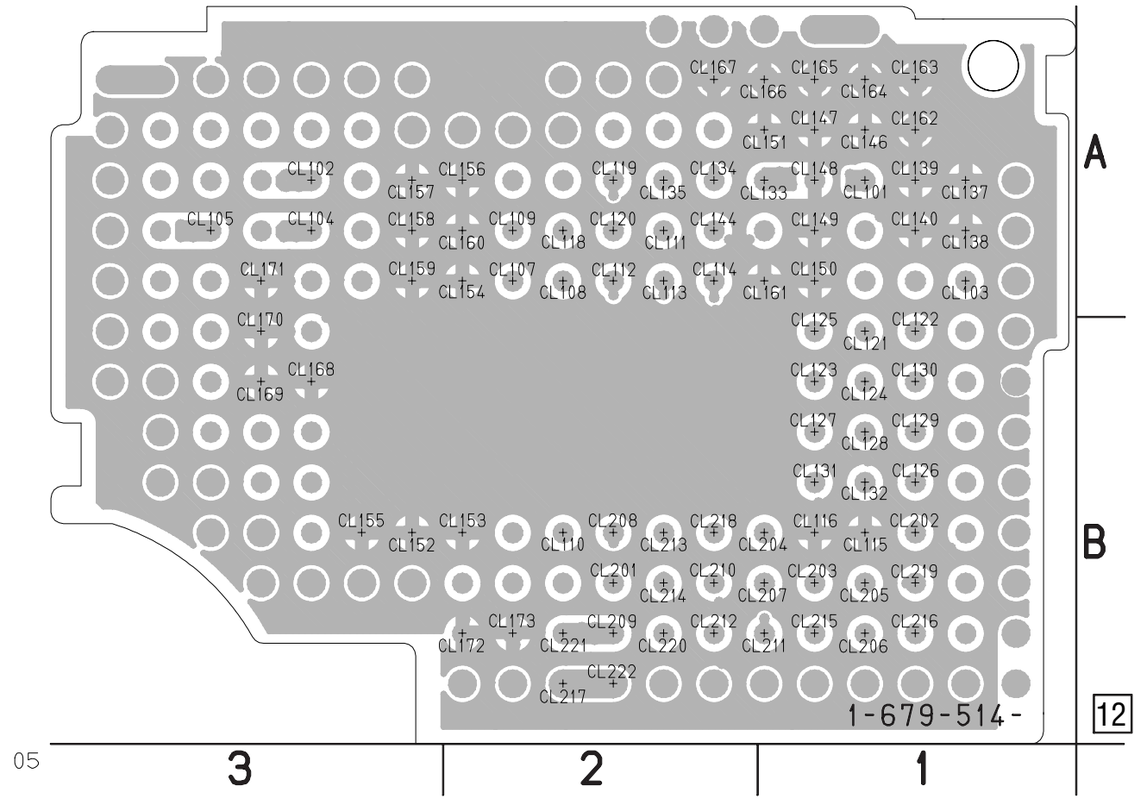

CA-66 (CAMERA PROCESSOR, LENS DRIVE) PRINTED WIRING BOARD (SUFFIX-13)
– Ref. No.: CA-66 board; 10,000 series –

- **For Printed Wiring Board.**
- CA-66 board is four-layer print board. However, the patterns of layers 2 to 3 have not been included in the diagram.
- There are a few cases that the part isn't mounted in this model is printed on this diagram.
- See page 52 for printed parts location.
- Chip parts

Transistor

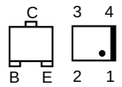

Diode

CA-66 BOARD(SIDE A)

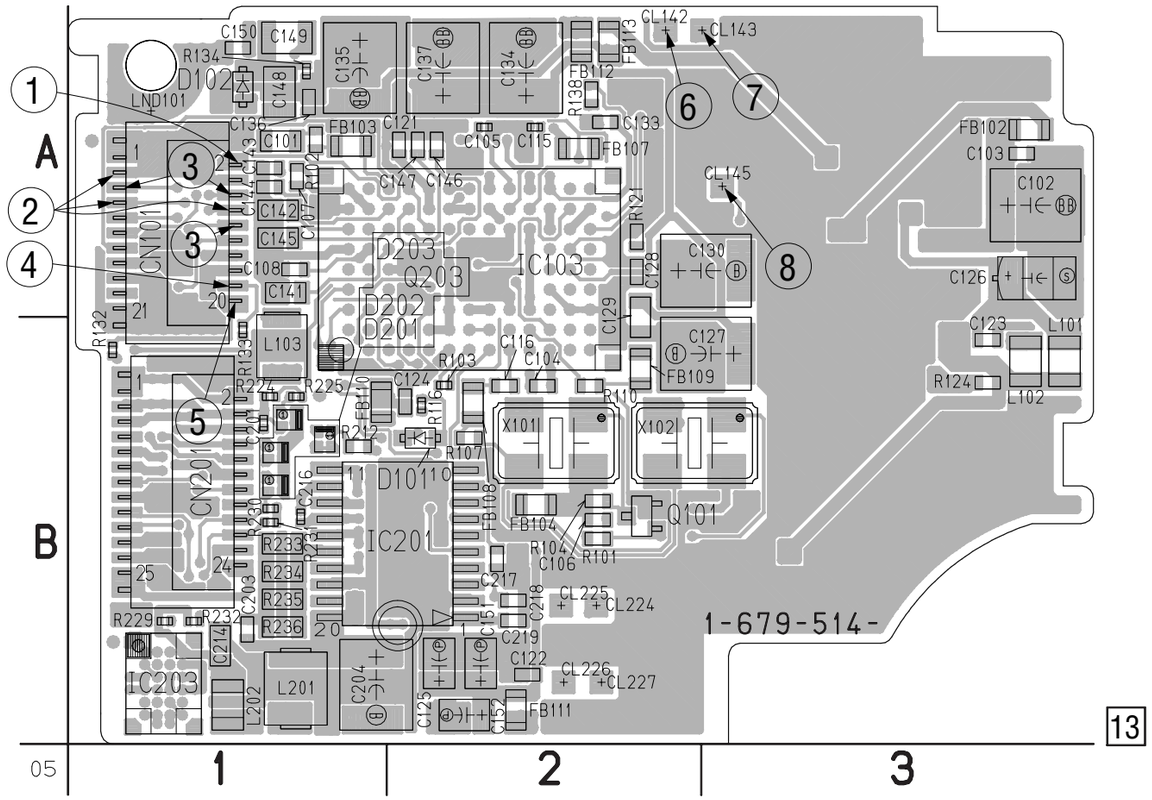

CA-66 BOARD(SIDE B)

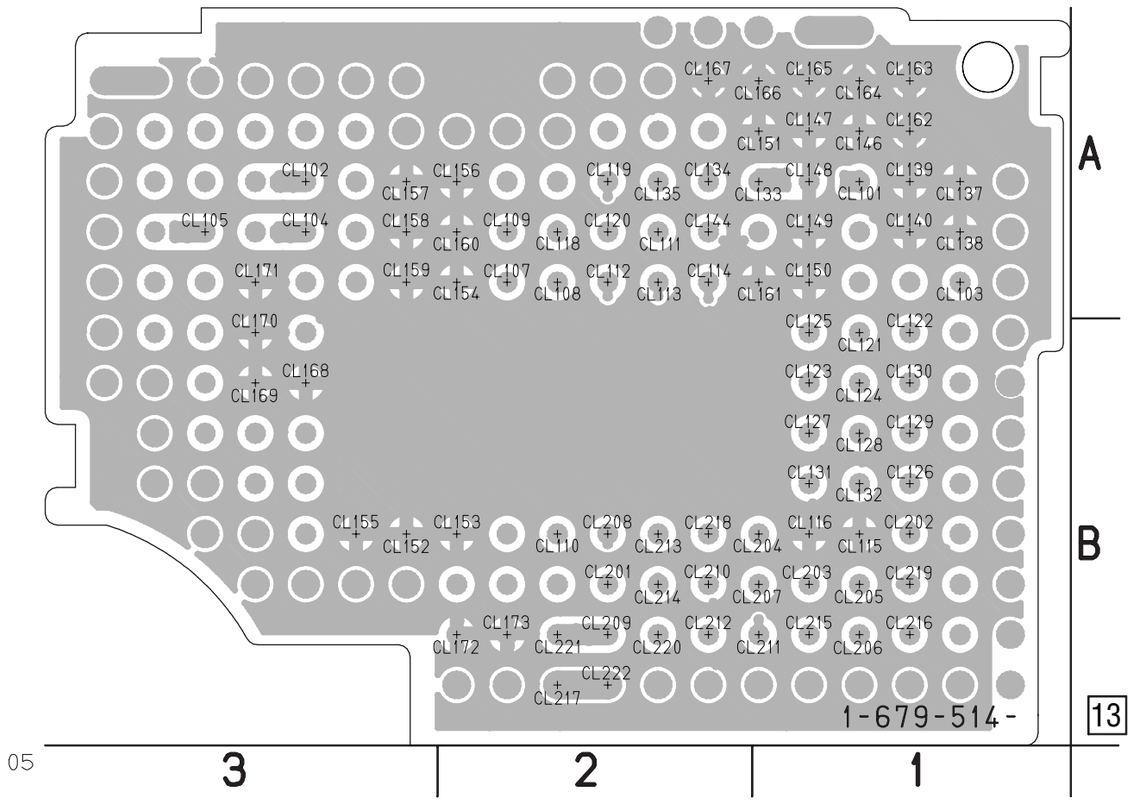

CA-66 (CAMERA PROCESSOR) SCHEMATIC DIAGRAM • See page 3 for CA-66 printed wiring board (suffix-12) and page 5 for CA-66 printed wiring board (suffix-13). • See page 51 for waveforms.

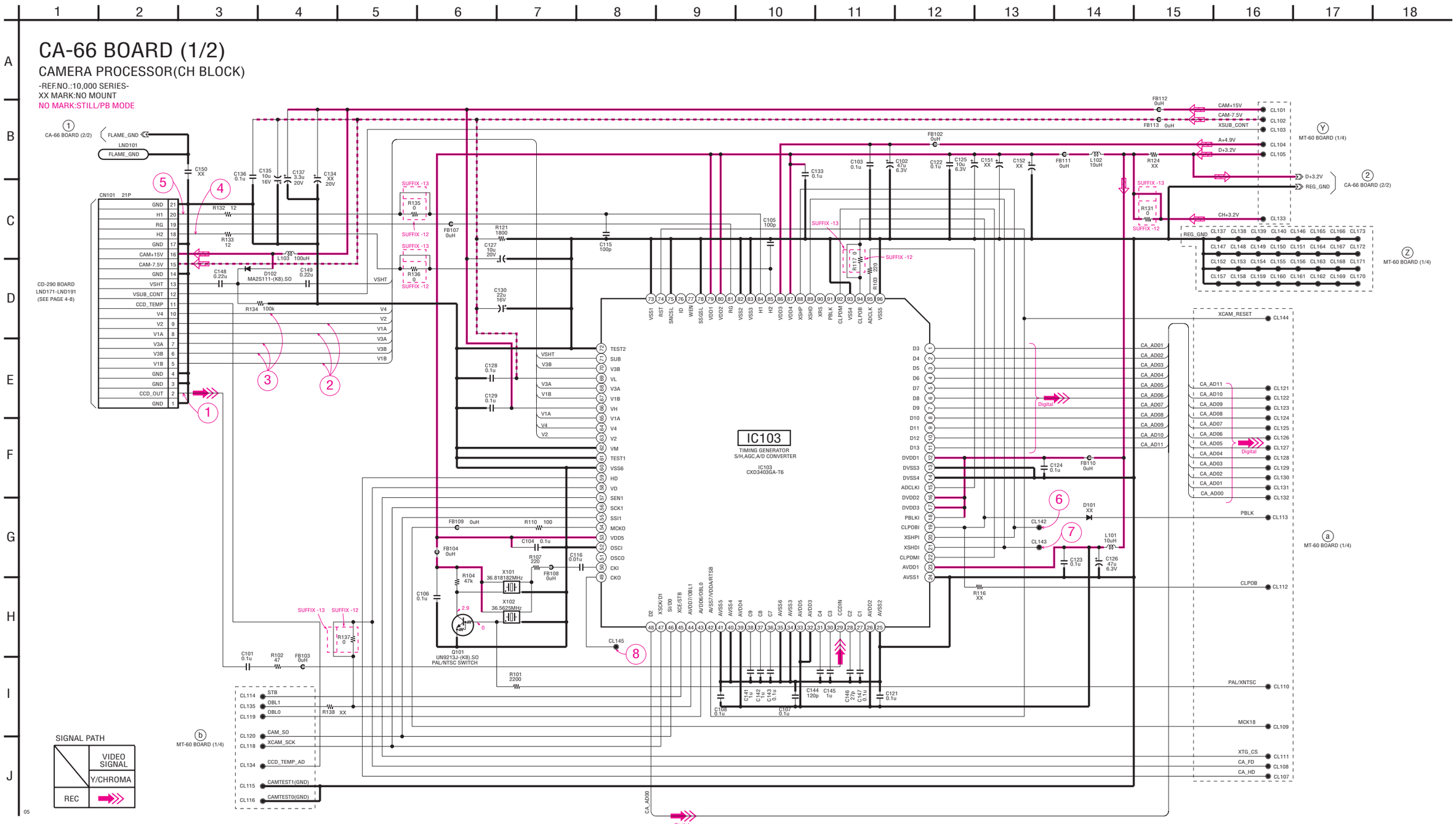

CA-66 (LENS DRIVE) SCHEMATIC DIAGRAM • See page 3 for CA-66 printed wiring board (suffix-12) and page 5 for CA-66 printed wiring board (suffix-13).

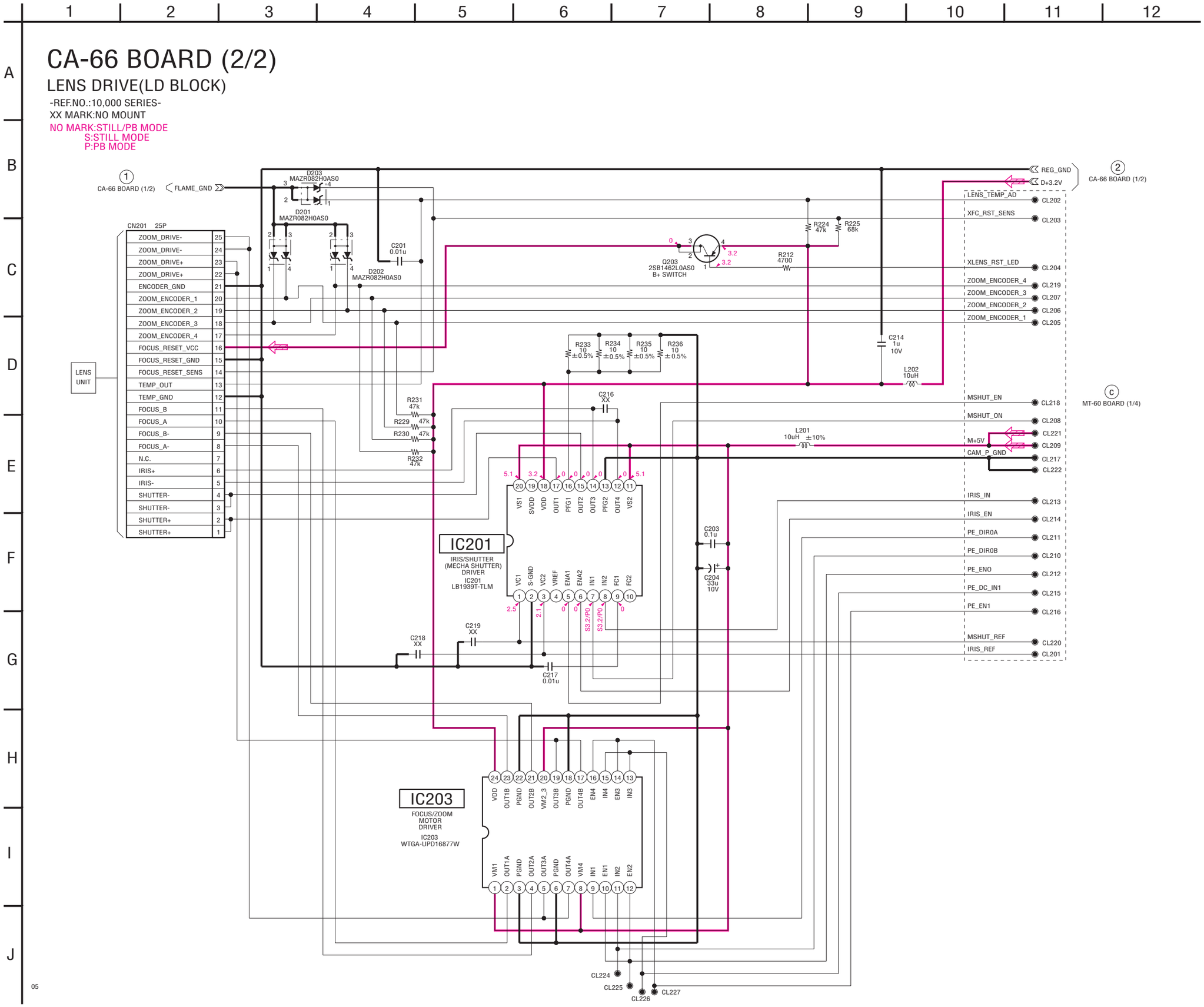

LENS DRIVE
CA-66 (2/2)

PS-440 (SH DSP, MEMORY, CAMERA DSP) PRINTED WIRING BOARD
– Ref. No.: PS-440 board; 10,000 series –

- **For Printed Wiring Board.**
- PS-440 board is six-layer print board. However, the patterns of layers 2 to 5 have not been included in the diagram.
- There are a few cases that the part isn't mounted in this model is printed on this diagram.
- See page 52 for printed parts location.
- Chip parts

Transistor

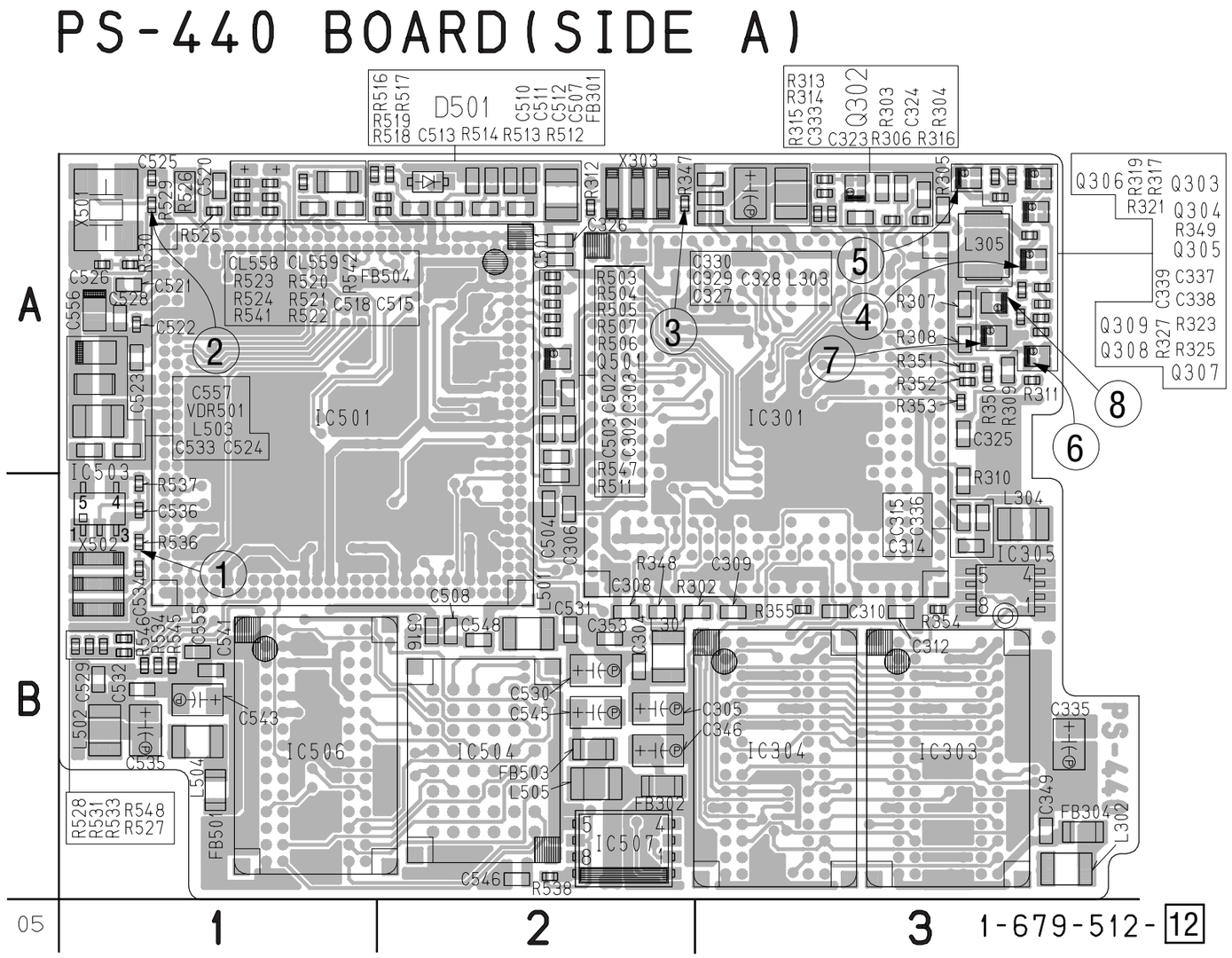

PS-440 BOARD(SIDE B)

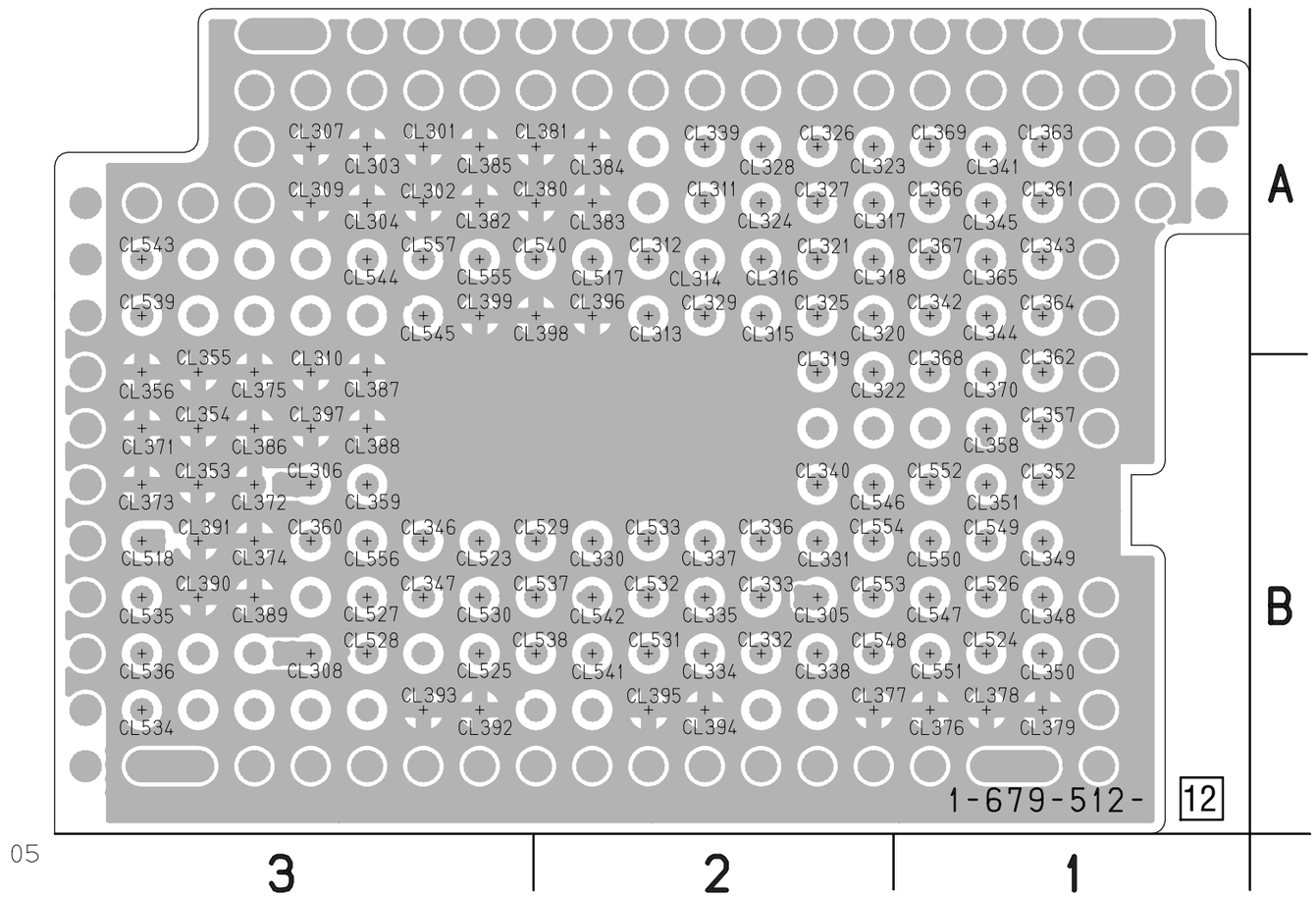

PS-440 (SH DSP) SCHEMATIC DIAGRAM • See page 11 for PS-440 printed wiring board. • See page 51 for waveforms.

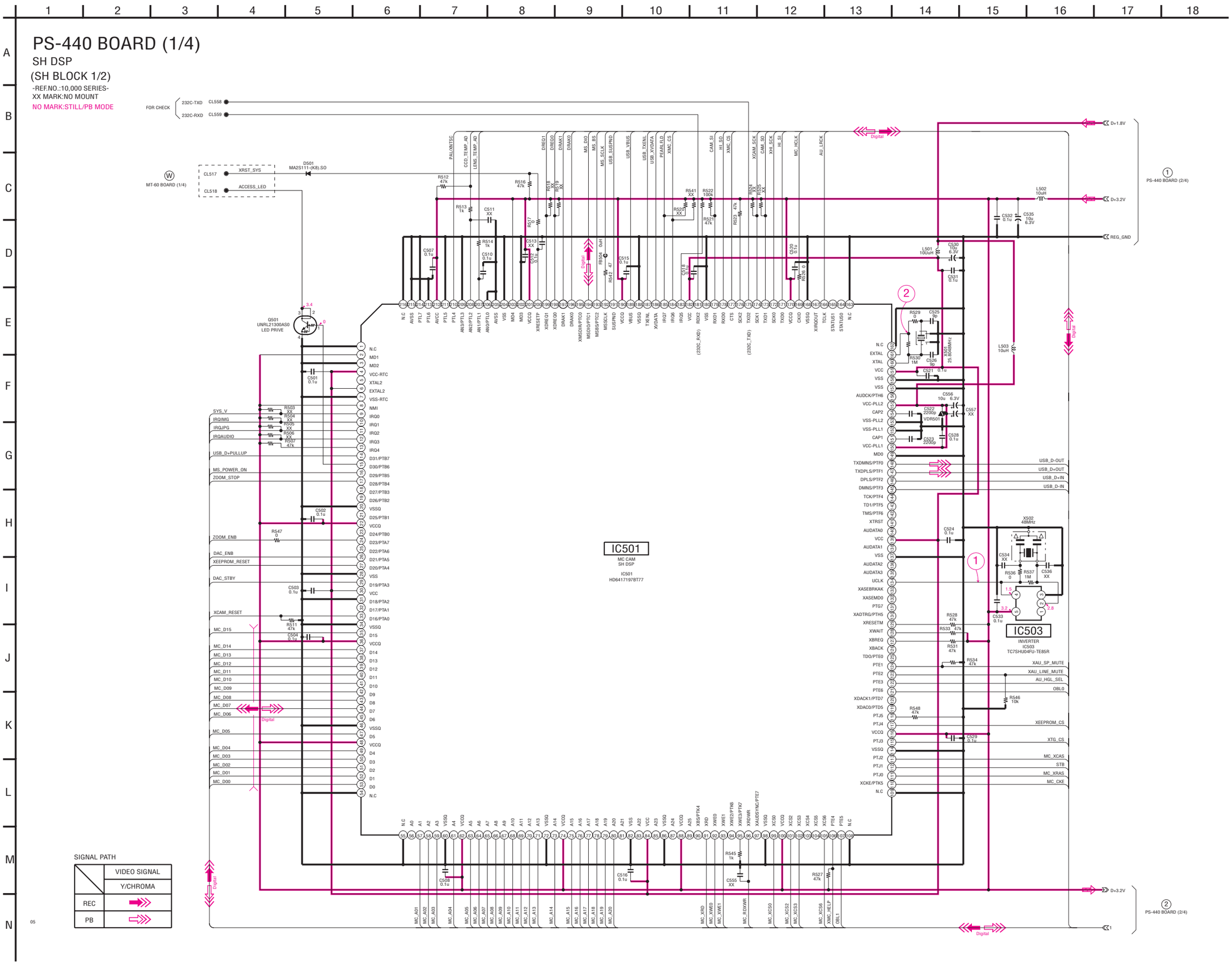

PS-440 (MEMORY (SH DSP)) SCHEMATIC DIAGRAM • See page 11 for PS-440 printed wiring board.

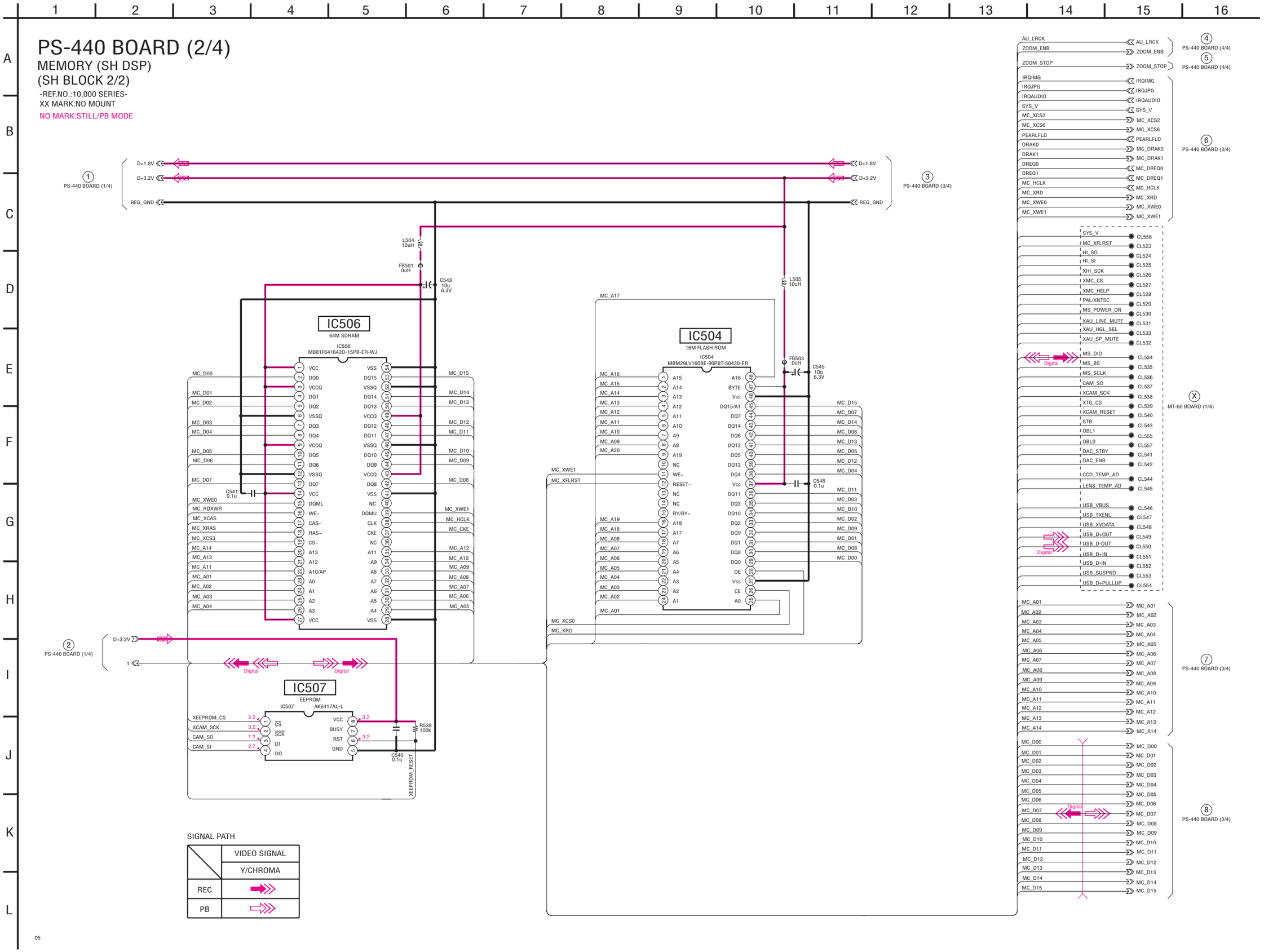

MEMORY (SH DSP)
PS-440 (2/4)

PS-440 (CAMERA DSP) SCHEMATIC DIAGRAM • See page 11 for PS-440 printed wiring board. • See page 51 for waveforms.

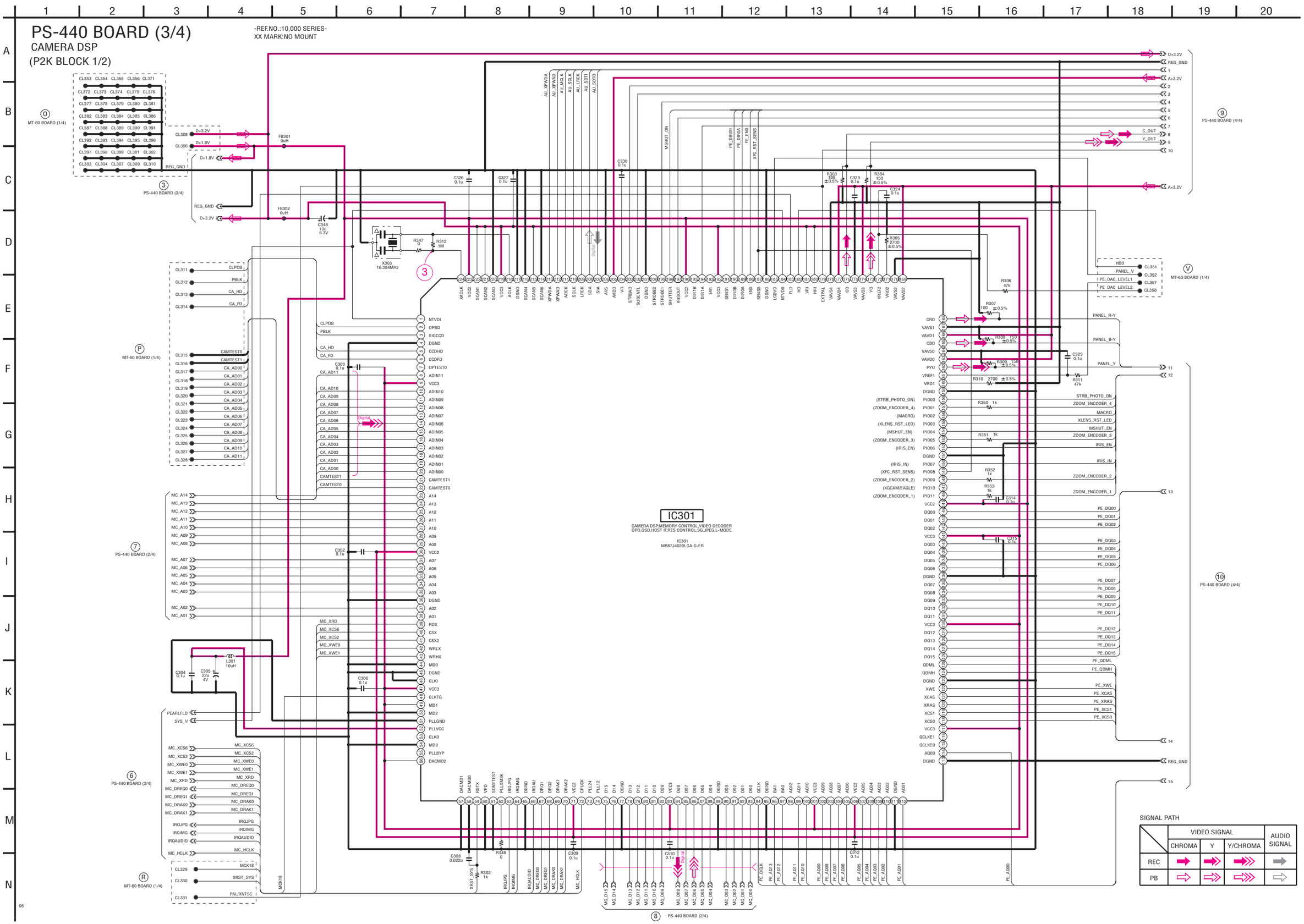

PS-440 (MEMORY (CAMERA DSP)) SCHEMATIC DIAGRAM • See page 11 for PS-440 printed wiring board.

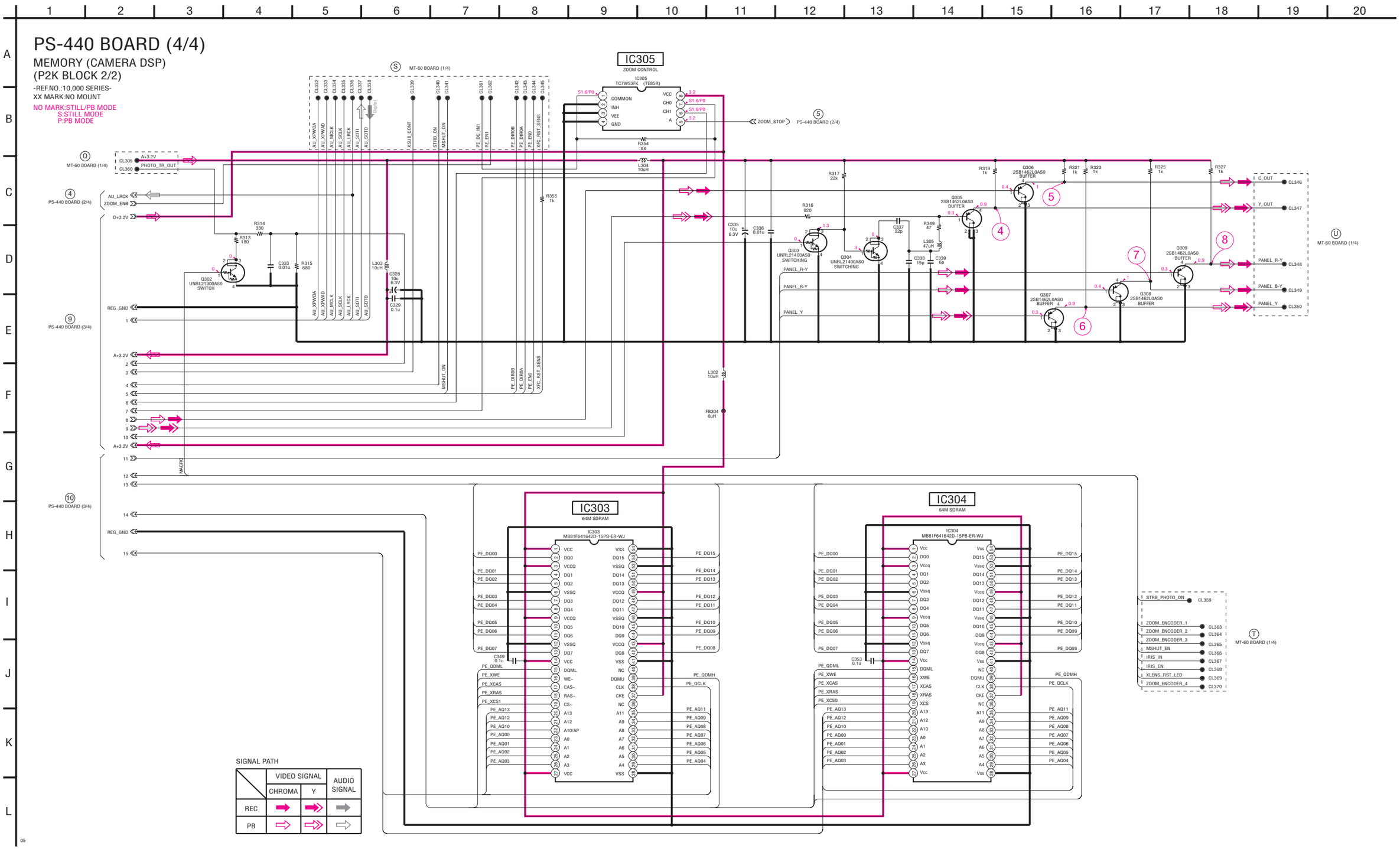

MEMORY (CAMERA DSP)
PS-440 (4/4)

HI-74 (VIDEO, EVR, USB I/F, HI CONTROL, AUDIO) PRINTED WIRING BOARD (SUFFIX-12)
– Ref. No.: HI-74 board; 10,000 series –

- **For Printed Wiring Board.**
- HI-74 board is four-layer print board. However, the patterns of layers 2 to 3 have not been included in the diagram.
- There are a few cases that the part isn't mounted in this model is printed on this diagram.
- See page 53 for printed parts location.
- Chip parts

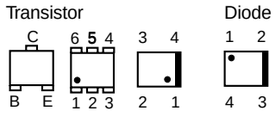

HI-74 BOARD(SIDE A)

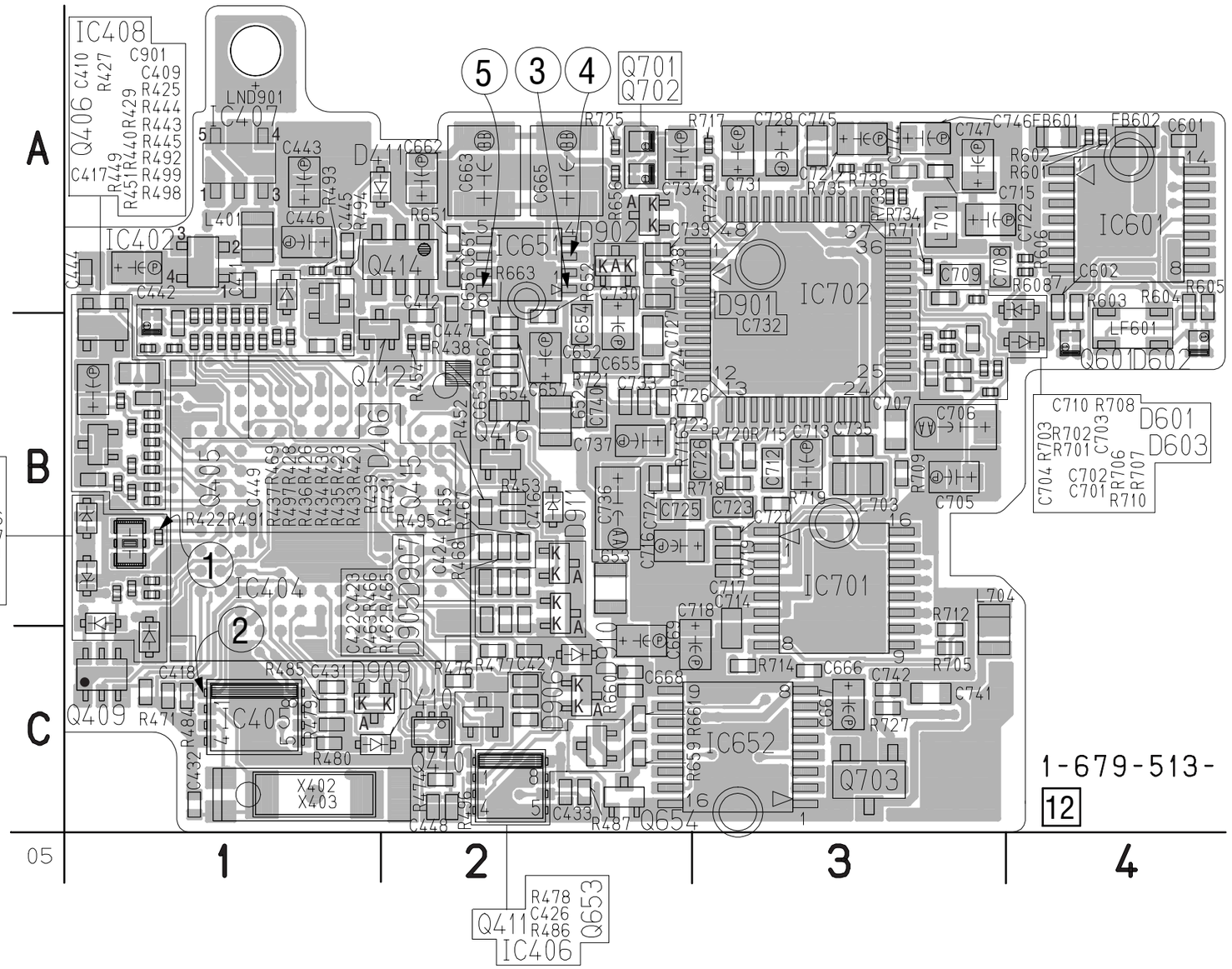

HI-74 BOARD(SIDE B)

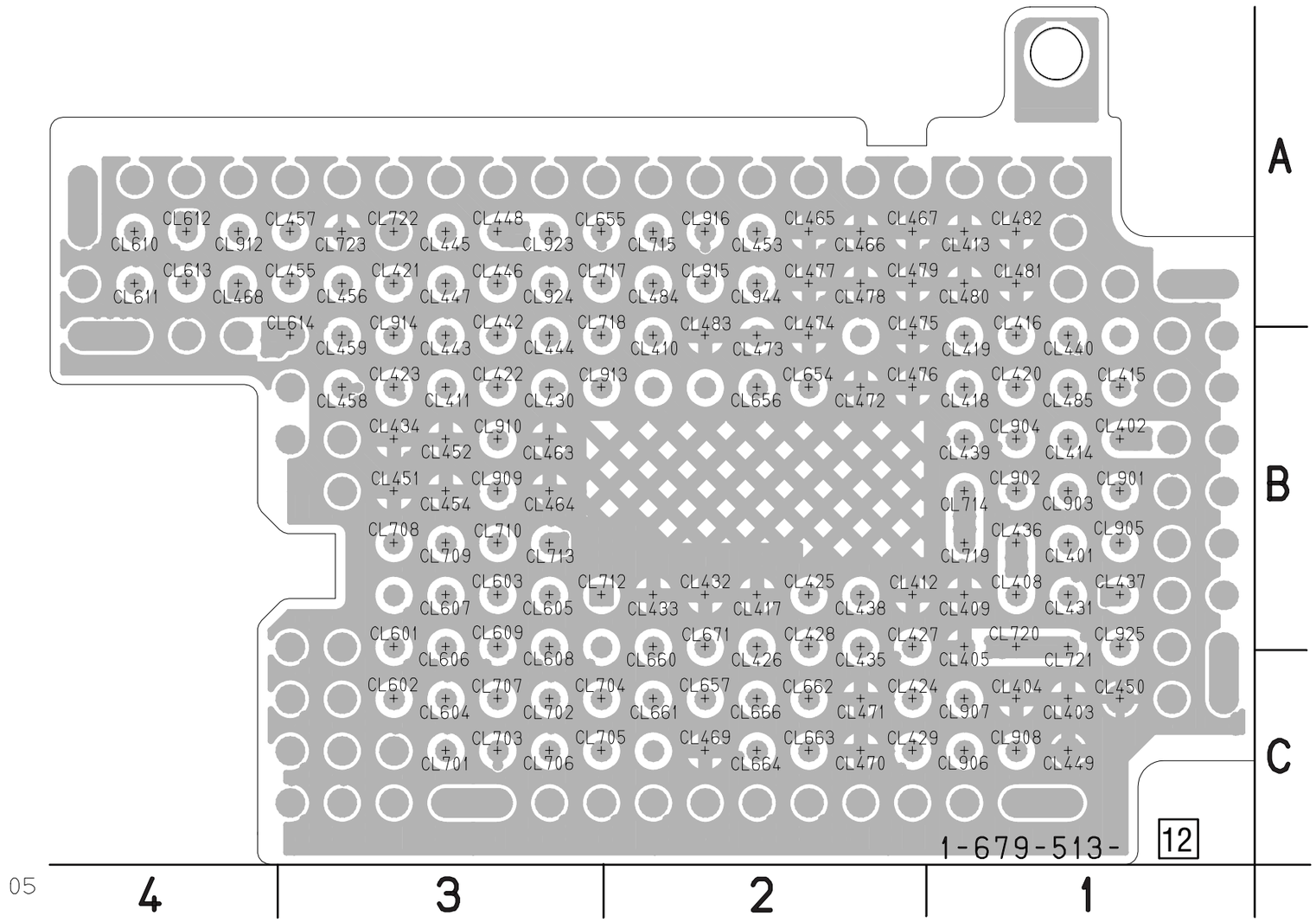

HI-74 (VIDEO, EVR, USB I/F, HI CONTROL, AUDIO) PRINTED WIRING BOARD (SUFFIX-13)
– Ref. No.: HI-74 board; 10,000 series –

- **For Printed Wiring Board.**
- HI-74 board is four-layer print board. However, the patterns of layers 2 to 3 have not been included in the diagram.
- There are a few cases that the part isn't mounted in this model is printed on this diagram.
- See page 53 for printed parts location.
- Chip parts

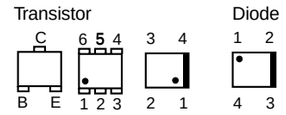

HI-74 BOARD(SIDE A)

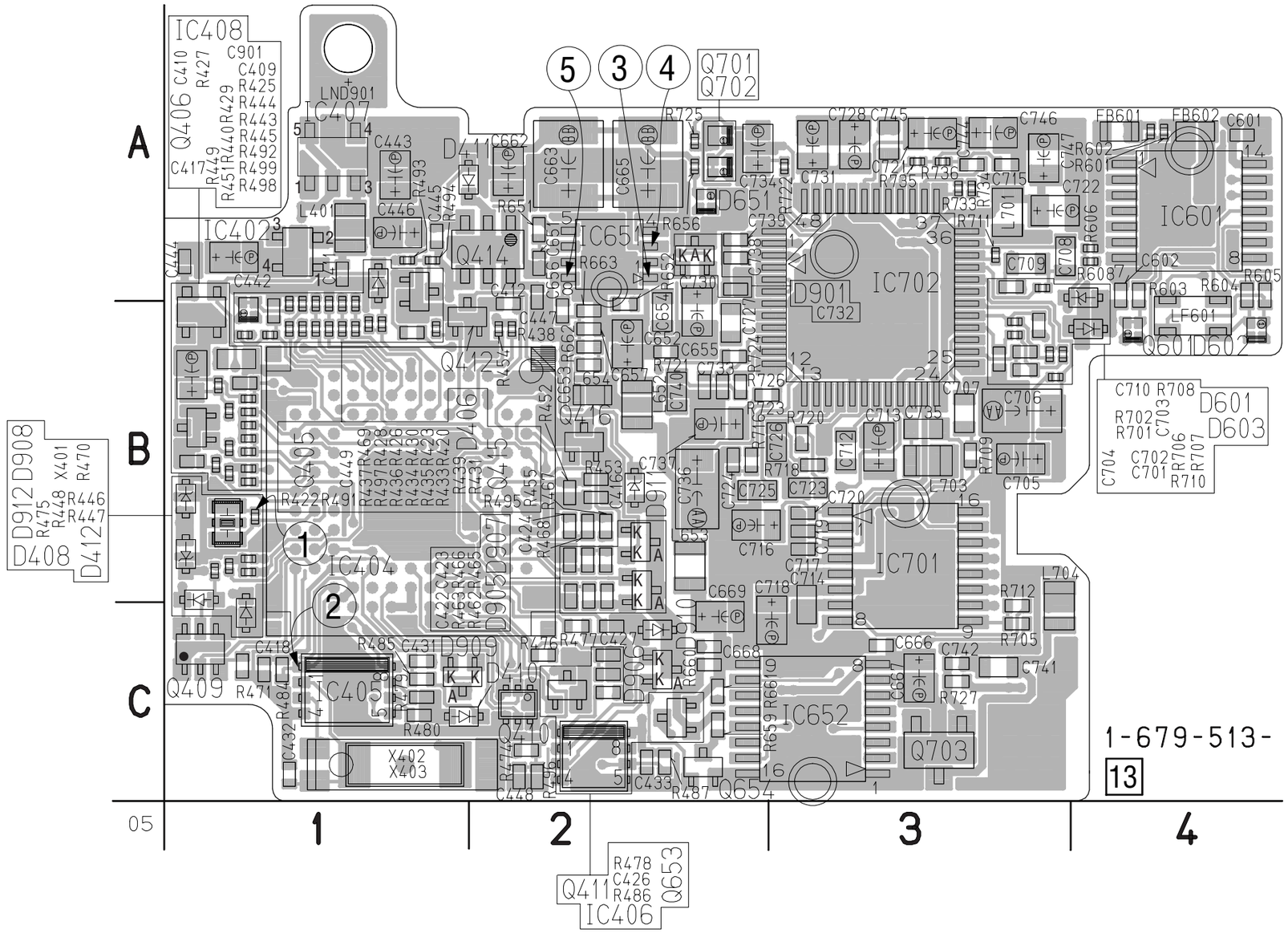

HI-74 BOARD(SIDE B)

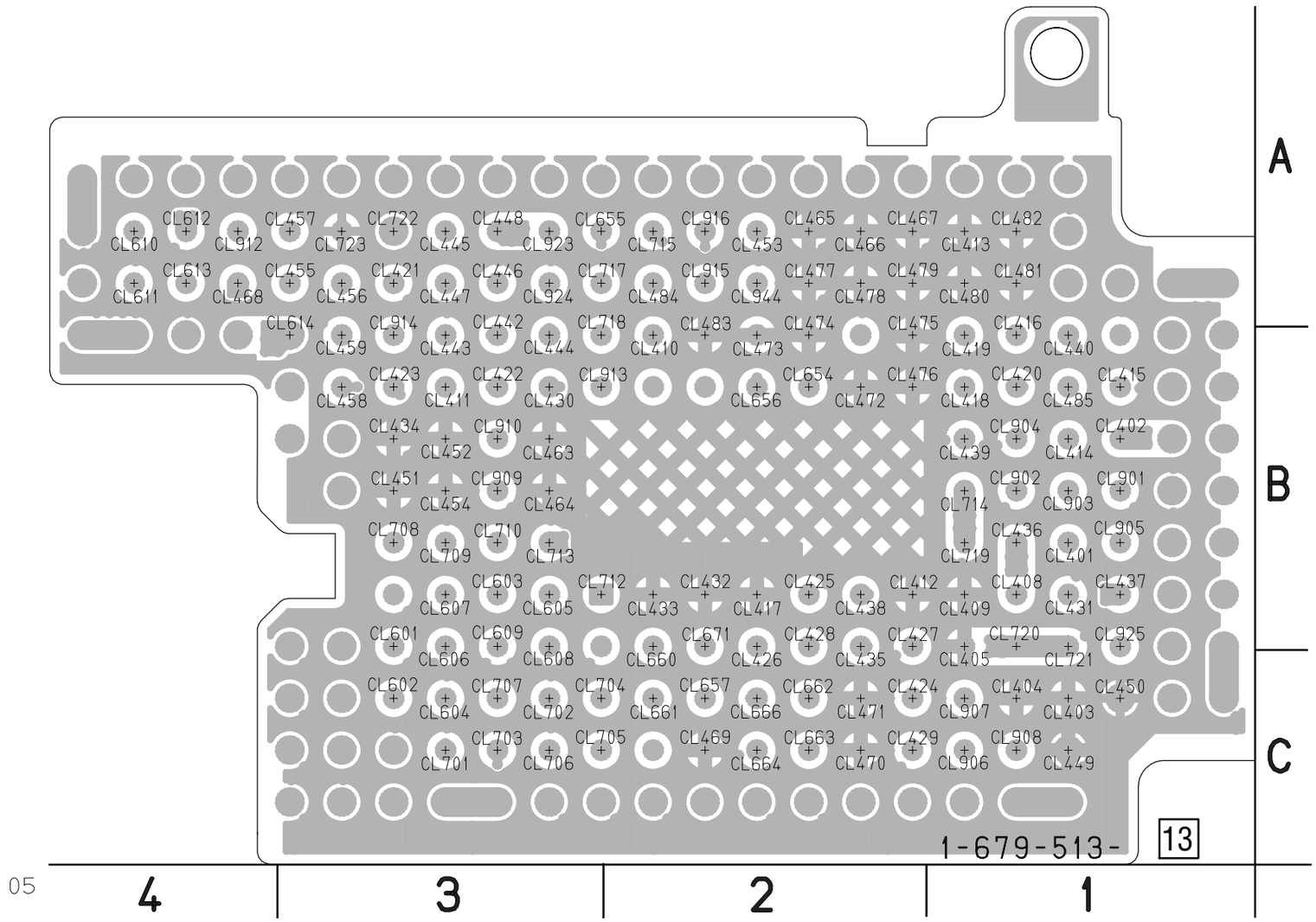

HI-74 (VIDEO, EVR) SCHEMATIC DIAGRAM • See page 23 for HI-74 printed wiring board (suffix-12) and page 27 for HI-74 printed wiring board (suffix-13). • See page 51 for waveforms.

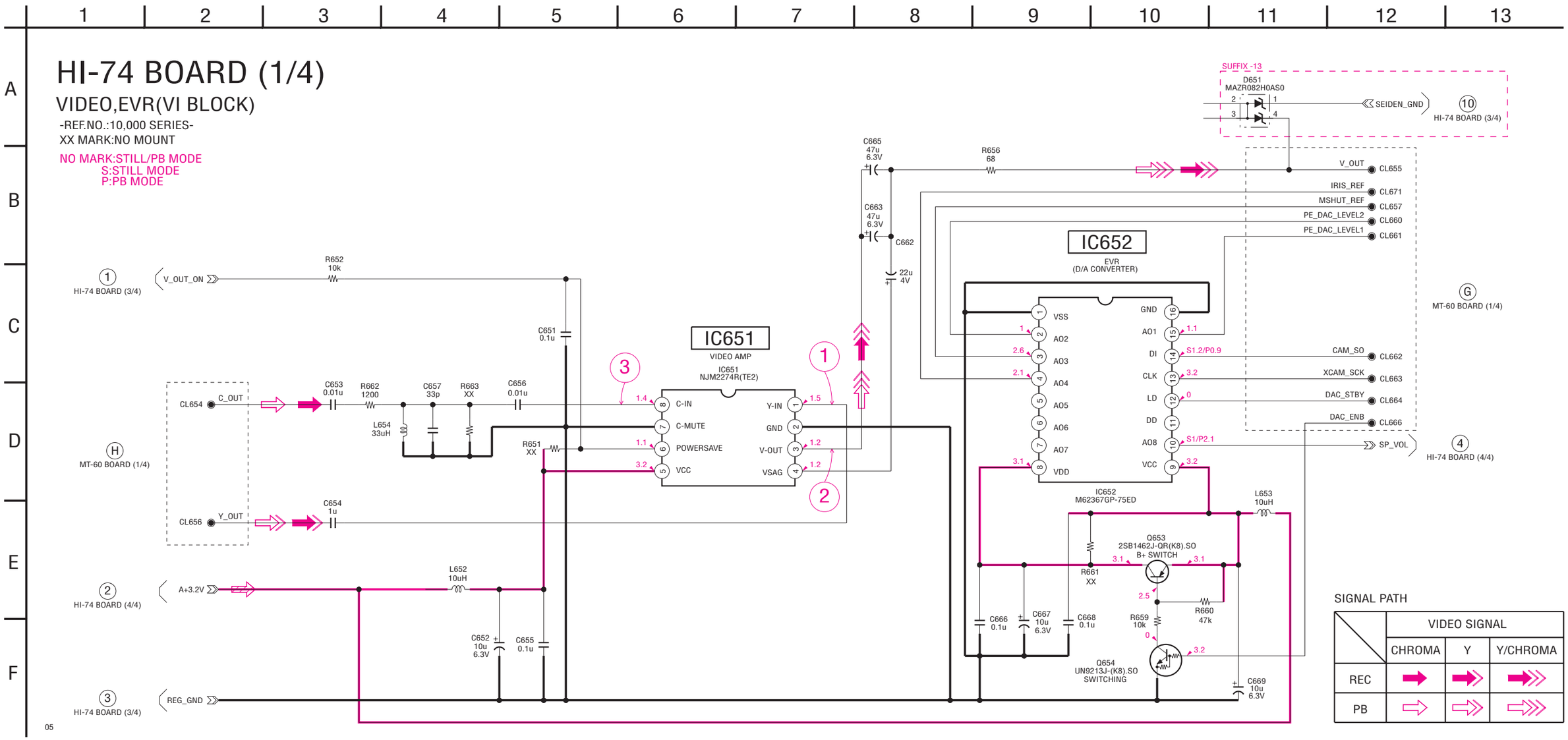

SIGNAL PATH

	VIDEO SIGNAL		
	CHROMA	Y	Y/CHROMA
REC	➡	➡	➡
PB	⇨	⇨	⇨

HI-74 (USB I/F) SCHEMATIC DIAGRAM • See page 23 for HI-74 printed wiring board (suffix-12) and page 27 for HI-74 printed wiring board (suffix-13).

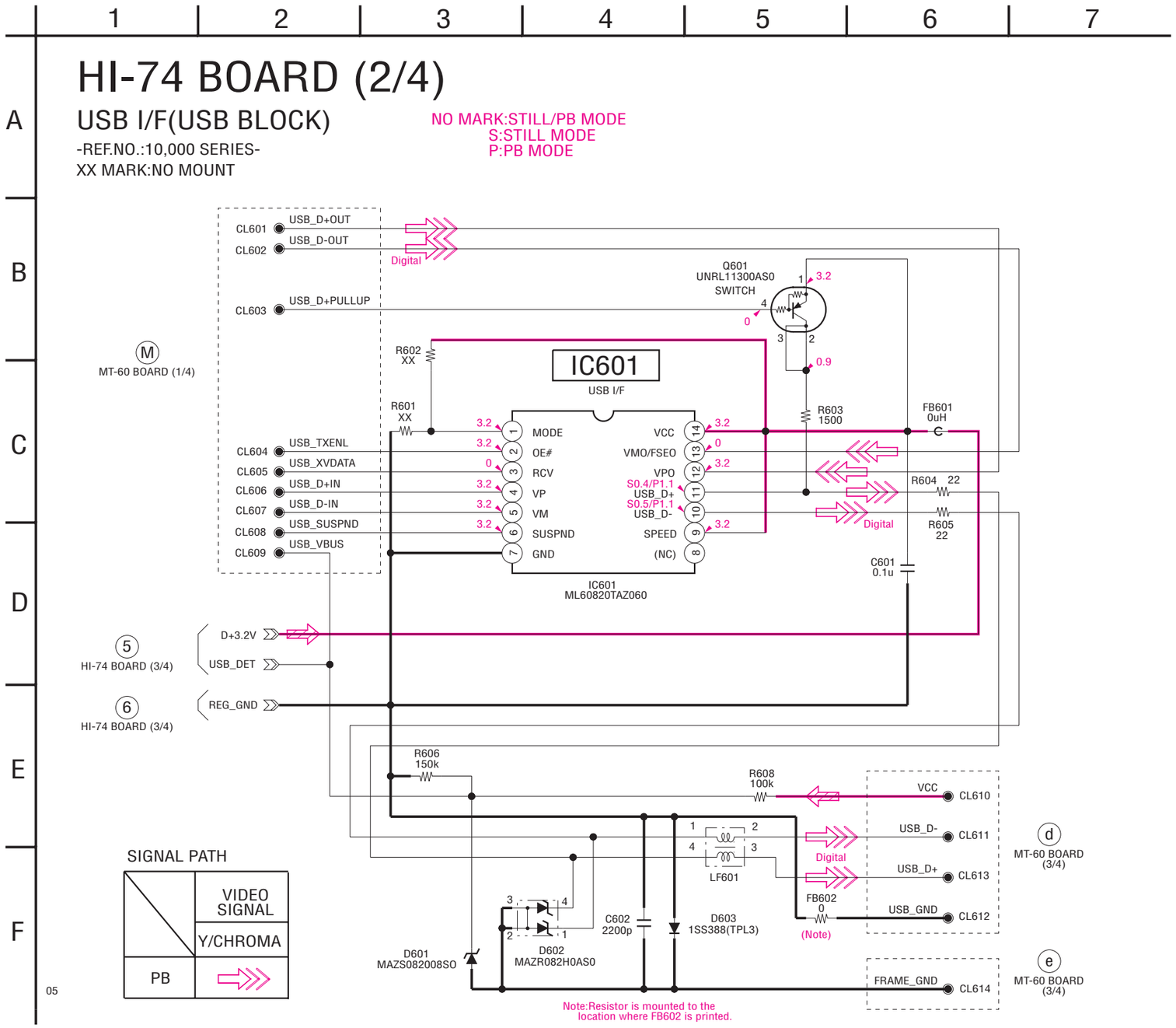

HI-74 (HI CONTROL) SCHEMATIC DIAGRAM • See page 23 for HI-74 printed wiring board (suffix-12) and page 27 for HI-74 printed wiring board (suffix-13). • See page 51 for waveforms.

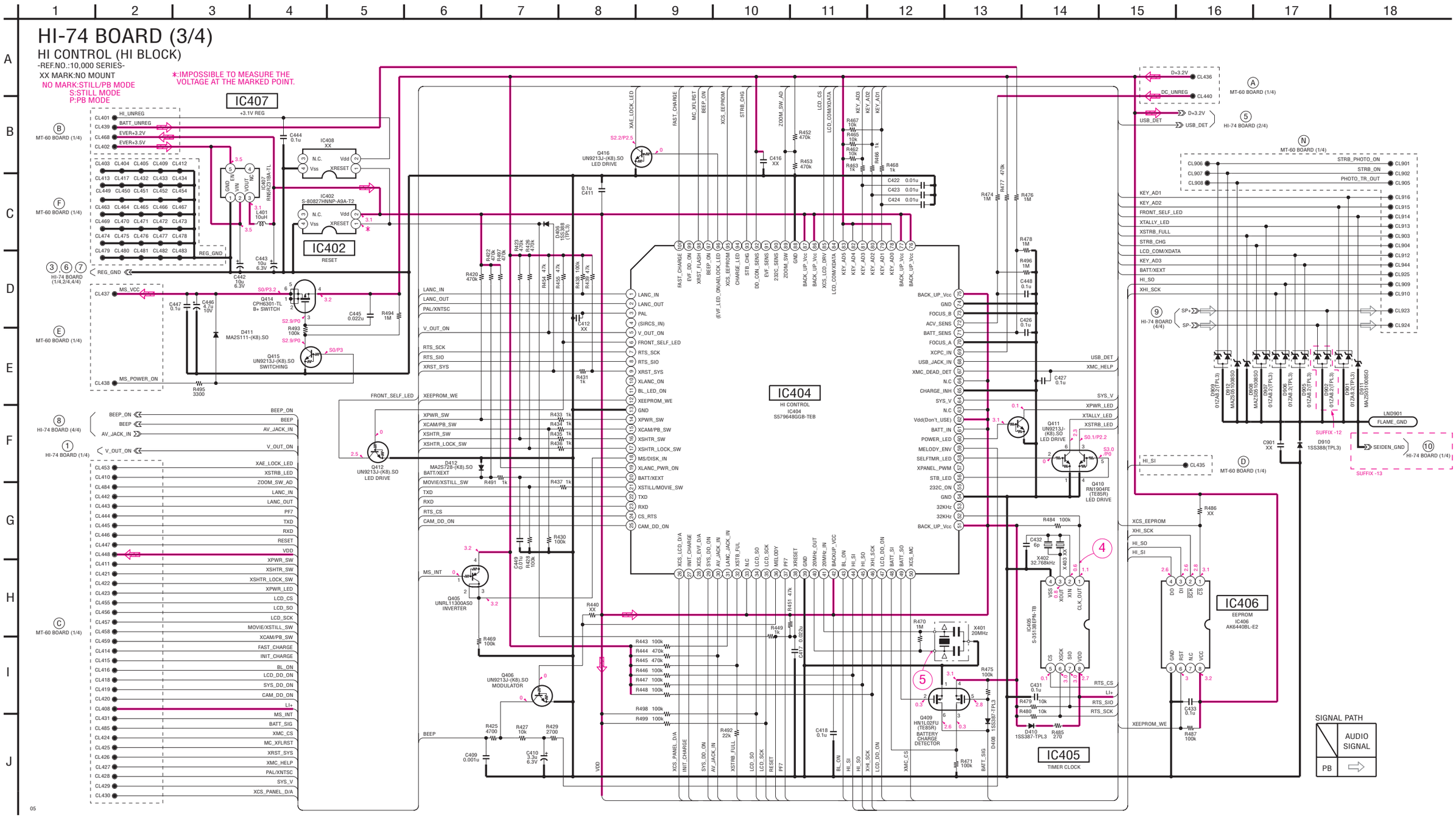

HI-74 (AUDIO) SCHEMATIC DIAGRAM • See page 23 for HI-74 printed wiring board (suffix-12) and page 27 for HI-74 printed wiring board (suffix-13).

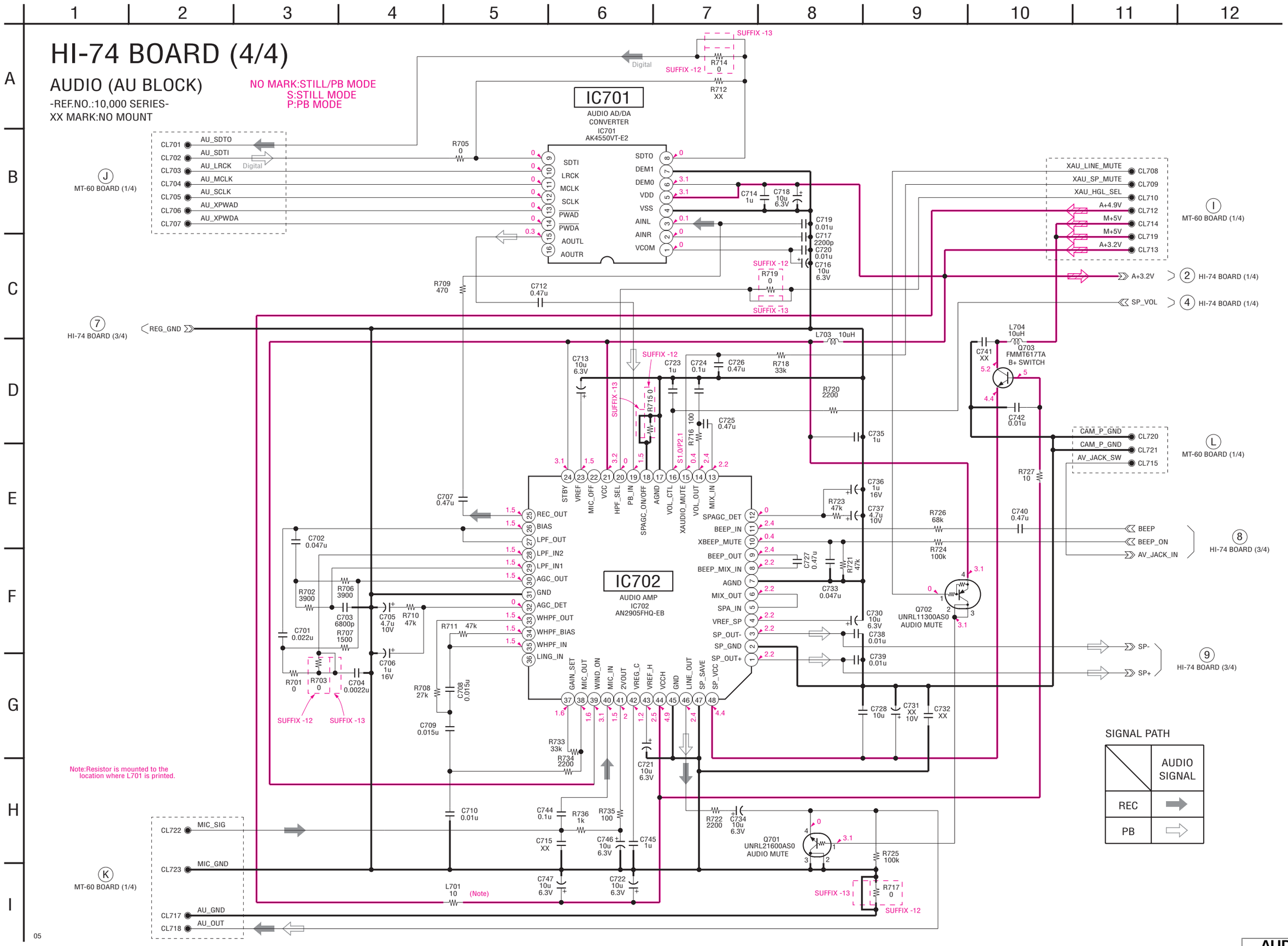

BT-2 (DC IN) PRINTED WIRING BOARD (SUFFIX-12)
– Ref. No.: BT-2 board; 10,000 series –

- **For Printed Wiring Board.**
- BT-2 board is four-layer print board. However, the patterns of layers 2 to 3 have not been included in the diagram.
- There are a few cases that the part isn't mounted in this model is printed on this diagram.
- See page 54 for printed parts location.
- Chip parts

Transistor

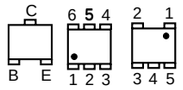

BT-2 BOARD(SIDE A)

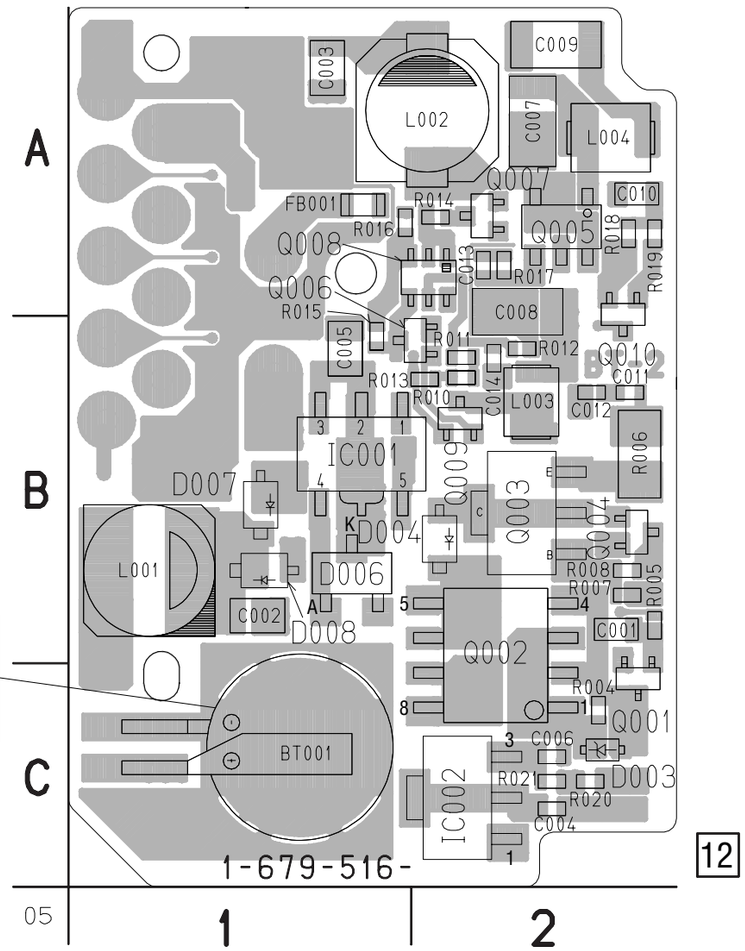

BT001
(BATTERY,
LITHIUM SECONDARY)

BT-2 BOARD(SIDE B)



BT-2 (DC IN) PRINTED WIRING BOARD (SUFFIX-13)
– Ref. No.: BT-2 board; 10,000 series –

- **For Printed Wiring Board.**
- BT-2 board is four-layer print board. However, the patterns of layers 2 to 3 have not been included in the diagram.
- There are a few cases that the part isn't mounted in this model is printed on this diagram.
- See page 54 for printed parts location.
- Chip parts

Transistor

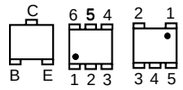

BT-2 BOARD(SIDE A)

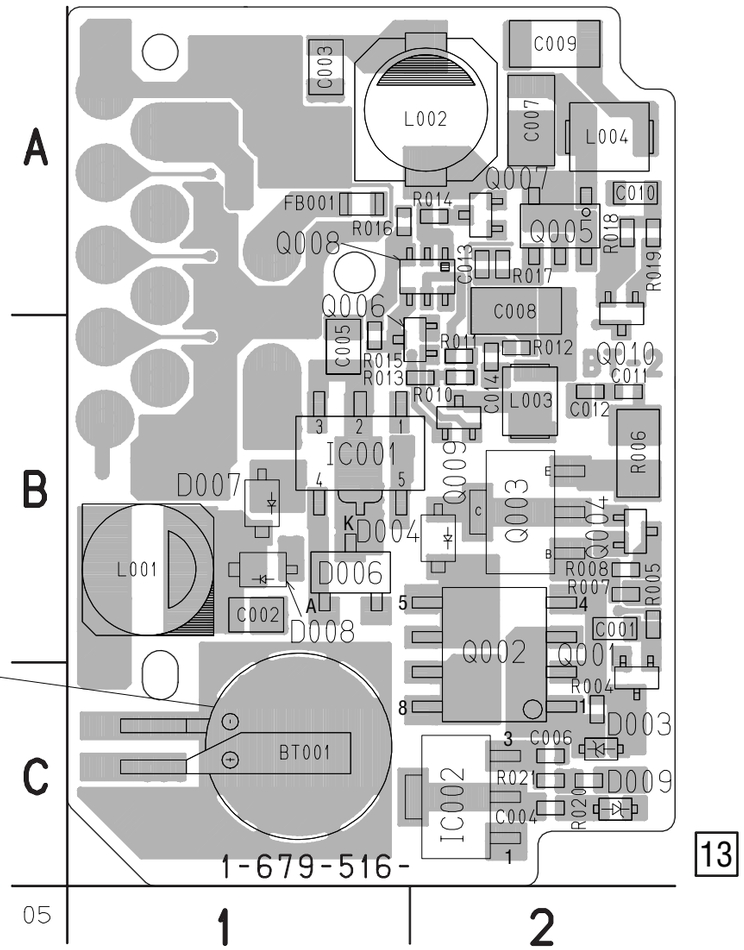

BT001
(BATTERY,
LITHIUM SECONDARY)

BT-2 BOARD(SIDE B)



BT-2 (DC IN) SCHEMATIC DIAGRAM • See page 39 for BT-2 printed wiring board (suffix-12) and page 41 for BT-2 printed wiring board (suffix-13).

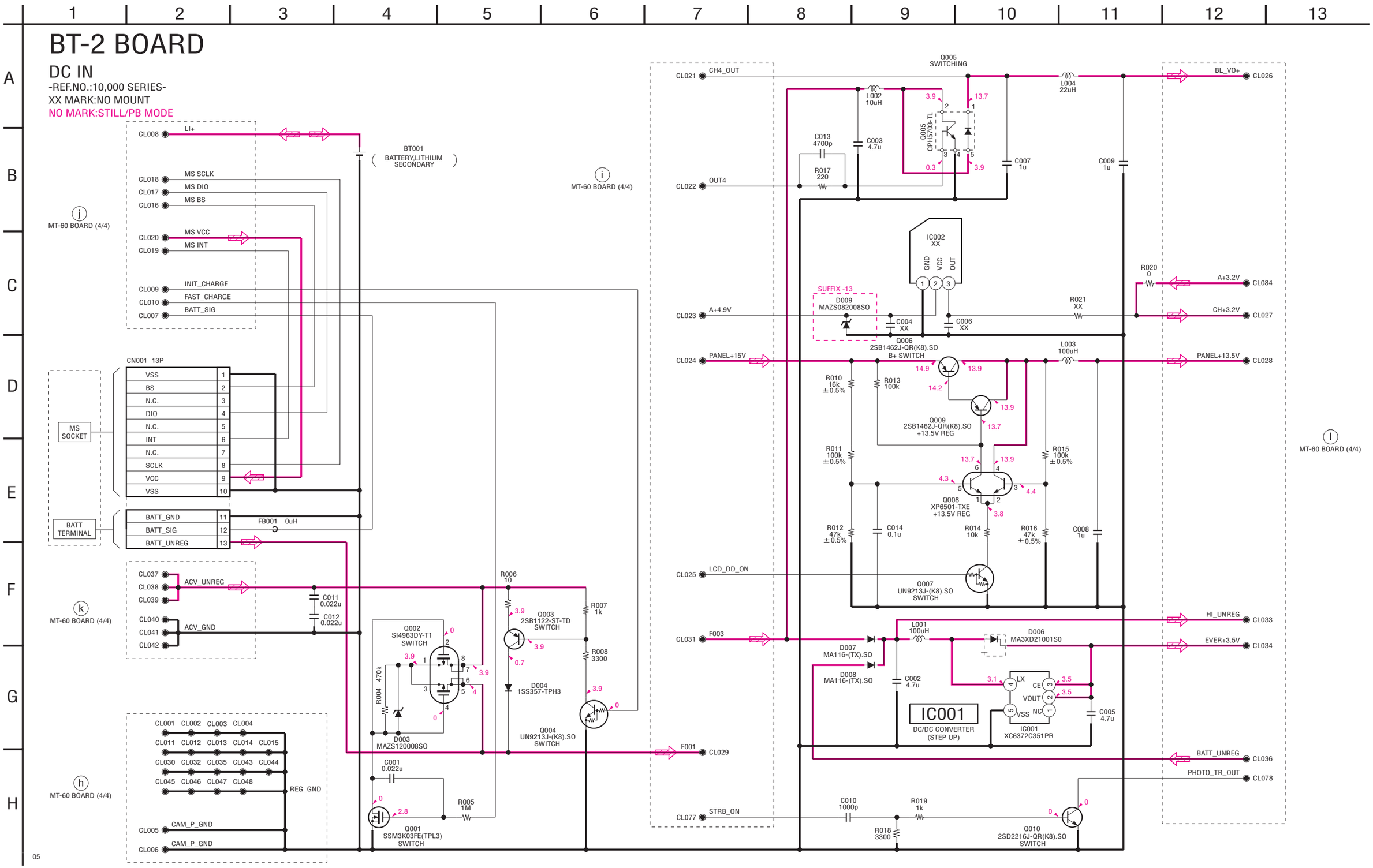

DD-150 (DC/DC CONVERTER) PRINTED WIRING BOARD (SUFFIX-12)
– Ref. No.: DD-150 board; 10,000 series –

- **For Printed Wiring Board.**
- DD-150 board is four-layer print board. However, the patterns of layers 2 to 3 have not been included in the diagram.
- There are a few cases that the part isn't mounted in this model is printed on this diagram.
- See page 54 for printed parts location.
- Chip parts

Transistor

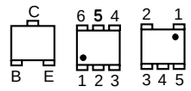

Diode

DD-150 BOARD(SIDE A)

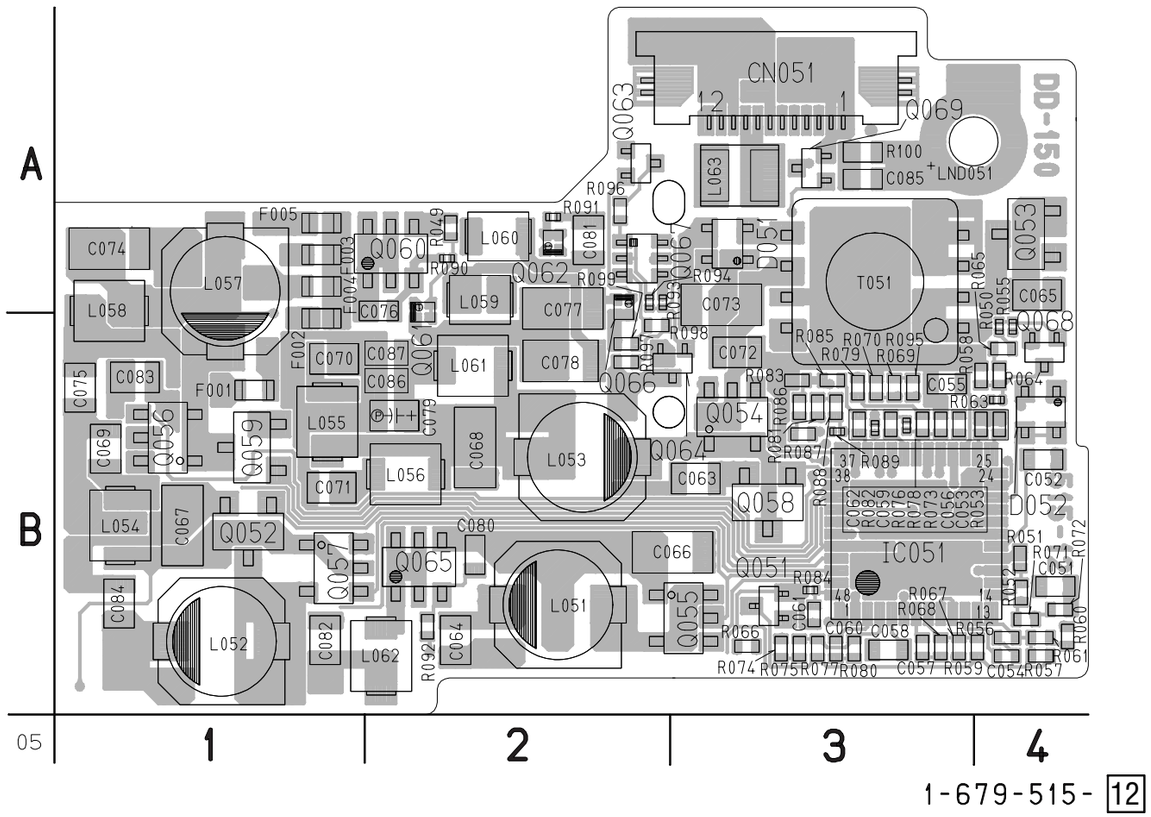

DD-150 BOARD(SIDE B)

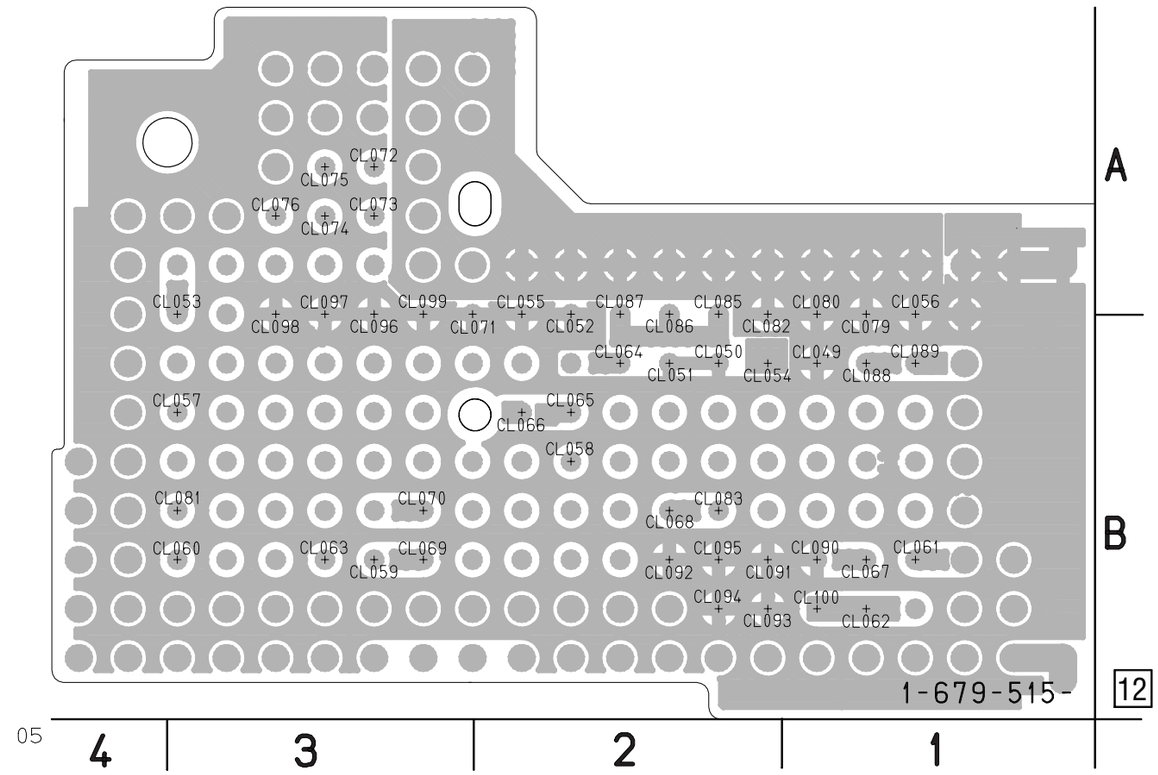

DD-150 (DC/DC CONVERTER) PRINTED WIRING BOARD (SUFFIX-13)
– Ref. No.: DD-150 board; 10,000 series –

- **For Printed Wiring Board.**
- DD-150 board is four-layer print board. However, the patterns of layers 2 to 3 have not been included in the diagram.
- There are a few cases that the part isn't mounted in this model is printed on this diagram.
- See page 54 for printed parts location.
- Chip parts

Transistor

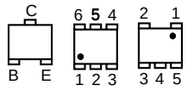

Diode

DD-150 BOARD(SIDE A)

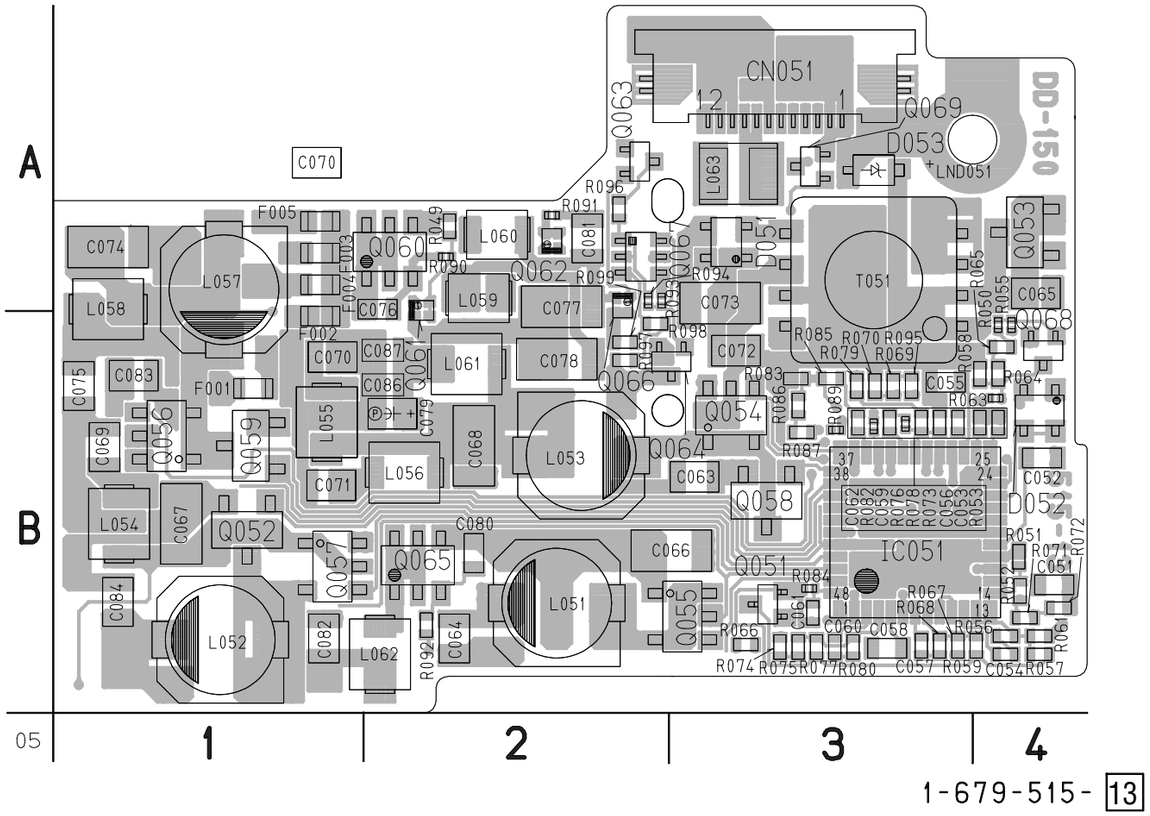

1-679-515- 13

DD-150 BOARD(SIDE B)

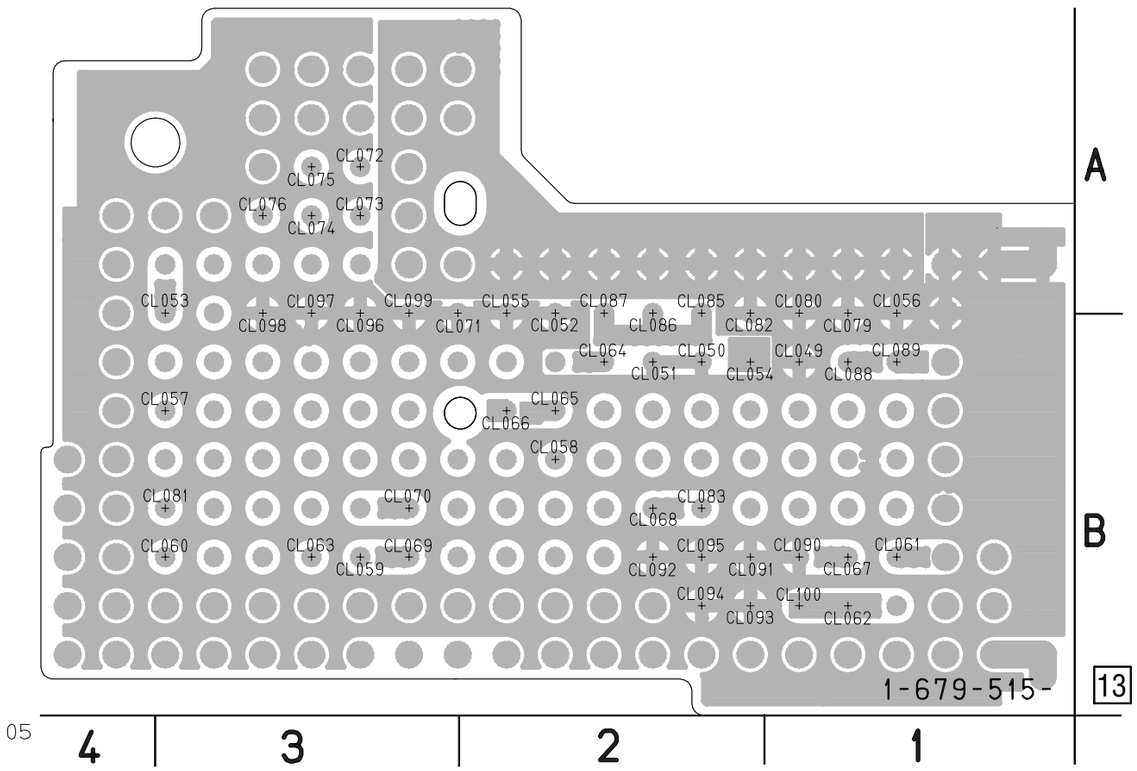

1-679-515- 13

DD-150 (DC/DC CONVERTER) SCHEMATIC DIAGRAM • See page 45 for DD-150 printed wiring board (suffix-12).

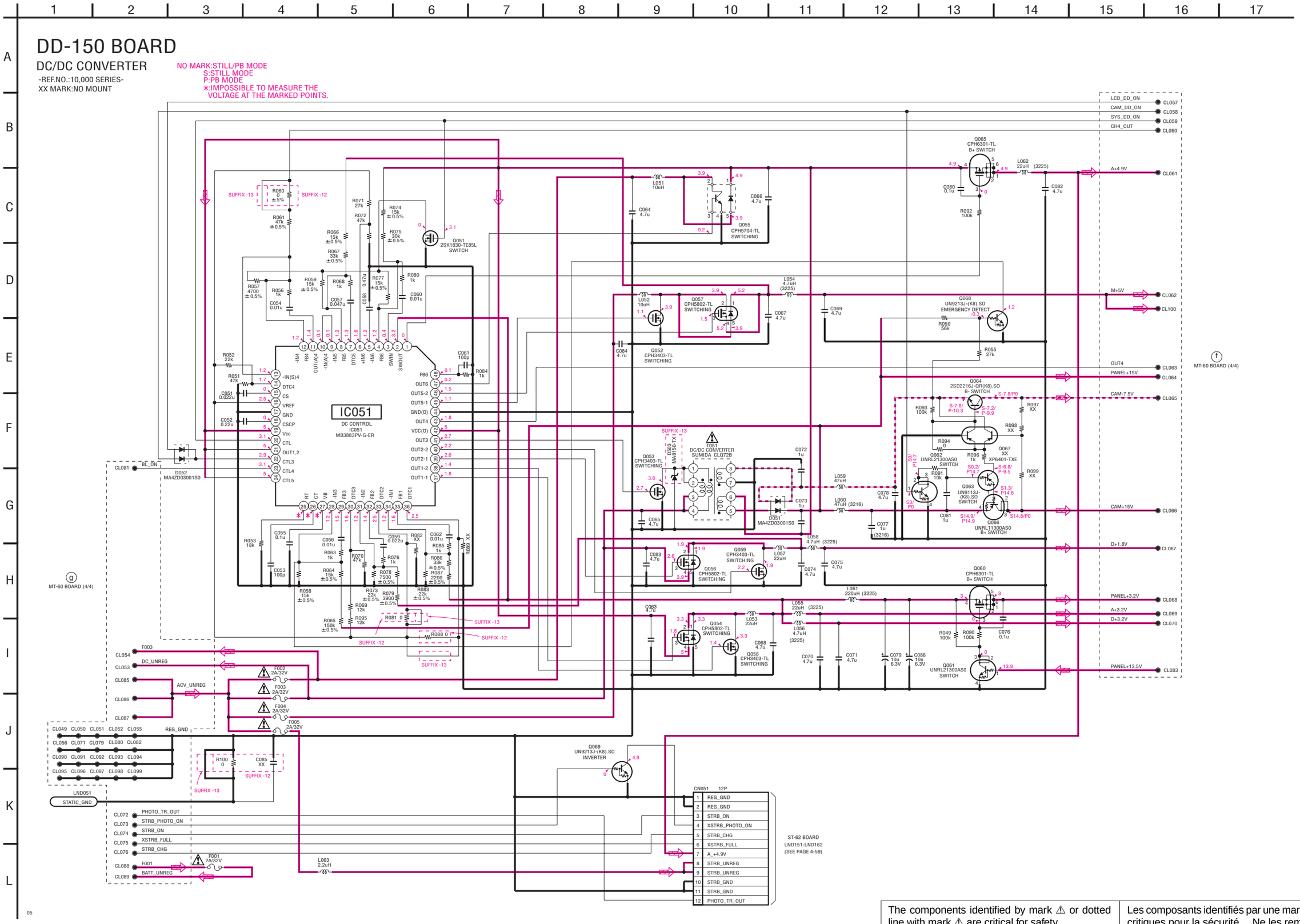

The components identified by mark ⚠ or dotted line with mark ⚠ are critical for safety. Replace only with part number specified.	Les composants identifiés par une marque ⚠ sont critiques pour la sécurité. Ne les remplacer que par une piéce portant le numéro spécifié.

4-3. WAVEFORMS

CA-66 BOARD

❶
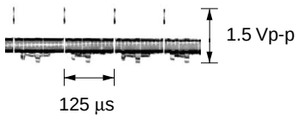

IC151 ⑩ (CN101 ②) STILL

❷
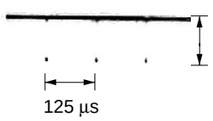

IC151 ④, ⑤, ⑥ (CN101 ⑤, ⑧, ⑨) STILL

❸


IC151 ①, ②, ③ (CN101 ⑥, ⑦, ⑩) STILL

❹
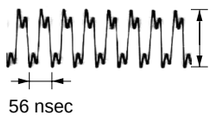

IC151 ⑬, ⑳ (CN101 ⑱) STILL

❺
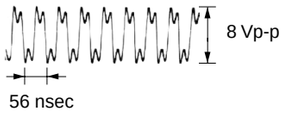

IC151 ⑭, ⑲ (CN101 ⑳) STILL

❻

IC103 ⑳ (CL142) STILL

❼
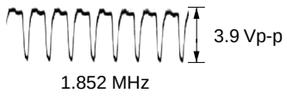

IC103 ㉑ (CL143) STILL

❽
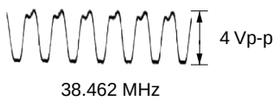

IC103 ㊾ (CL145) STILL/PB

PS-440 BOARD

❶
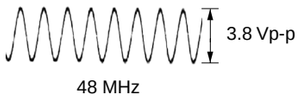

IC501 ⑬④ (X502) STILL/PB

❷

IC501 ⑯① (X501) STILL/PB

❸

IC301 ㉔ (X303) STILL/PB

❹
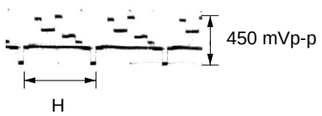

Q305 ④ STILL/PB

❺
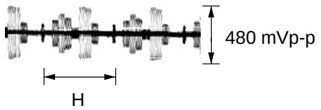

Q306 ④ STILL/PB

❻
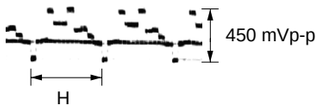

Q307 ④ STILL/PB

❼
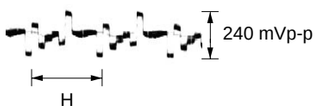

Q308 ④ STILL/PB

❽
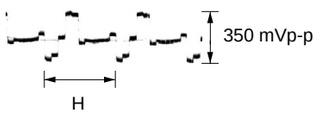

Q309 ④ STILL/PB

HI-74 BOARD

❶


IC651 ① STILL/PB

❷

IC651 ③ STILL/PB

❸
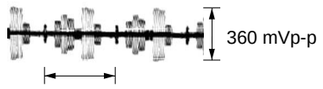

IC651 ⑧ STILL/PB

❹
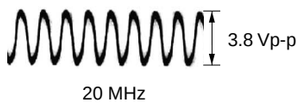

IC404 ㊵ (X401) STILL/PB

❺
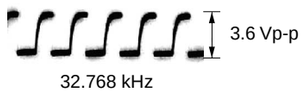

IC405 ① (X402) STILL/PB

4-4. PARTS LOCATION

no mark : SIDE A
* mark : SIDE B

CA-66 BOARD
(SUFFIX-12)

C101	A-1	R233	B-1
C102	A-3	R234	B-1
C103	A-3	R235	B-1
C104	B-2	R236	B-1
C105	A-2		
C106	B-2	X101	B-2
C107	A-1	X102	B-2
C108	A-1		
C115	A-2		
C116	B-2		
C121	A-2		
C122	B-2		
C123	B-3		
C124	B-2		
C125	B-2		
C126	A-3		
C127	B-3		
C128	A-2		
C129	A-2		
C130	A-3		
C133	A-2		
C135	A-1		
C136	A-1		
C137	A-2		
C141	A-1		
C142	A-1		
C143	A-1		
C144	A-1		
C145	A-1		
C146	A-2		
C147	A-2		
C148	A-1		
C149	A-1		
C201	B-1		
C203	B-1		
C204	B-1		
C214	B-1		
C217	B-2		
CN101	A-1		
CN201	B-1		
D102	A-1		
D201	B-1		
D202	B-1		
D203	B-1		
FB102	A-3		
FB103	A-1		
FB104	B-2		
FB107	A-2		
FB108	B-2		
FB109	B-2		
FB110	B-1		
FB111	B-2		
FB112	A-2		
FB113	A-2		
IC103	A-2		
IC201	B-2		
IC203	B-1		
L101	B-3		
L102	B-3		
L103	B-1		
L201	B-1		
L202	B-1		
Q101	B-2		
Q203	B-1		
R101	B-2		
R102	A-1		
R103	B-2		
R104	B-2		
R107	B-2		
R110	B-2		
R117	B-2		
R121	A-2		
R131	B-3		
R132	B-1		
R133	B-1		
R134	A-1		
R135	A-2		
R136	A-2		
R137	A-2		
R212	B-1		
R224	B-1		
R225	B-1		
R229	B-1		
R230	B-1		
R231	B-1		
R232	B-1		

CA-66 BOARD
(SUFFIX-13)

C101	A-1	X101	B-2
C102	A-3	X102	B-2
C103	A-3		
C104	B-2		
C105	A-2		
C106	B-2		
C107	A-1		
C108	A-1		
C115	A-2		
C116	B-2		
C121	A-2		
C122	B-2		
C123	B-3		
C124	B-2		
C125	B-2		
C126	A-3		
C127	B-3		
C128	A-2		
C129	A-2		
C130	A-3		
C133	A-2		
C135	A-1		
C136	A-1		
C137	A-2		
C141	A-1		
C142	A-1		
C143	A-1		
C144	A-1		
C145	A-1		
C146	A-2		
C147	A-2		
C148	A-1		
C149	A-1		
C201	B-1		
C203	B-1		
C204	B-1		
C214	B-1		
C217	B-2		
CN101	A-1		
CN201	B-1		
D102	A-1		
D201	B-1		
D202	B-1		
D203	B-1		
FB102	A-3		
FB103	A-1		
FB104	B-2		
FB107	A-2		
FB108	B-2		
FB109	B-2		
FB110	B-1		
FB111	B-2		
FB112	A-2		
FB113	A-2		
IC103	A-2		
IC201	B-2		
IC203	B-1		
L101	B-3		
L102	B-3		
L103	B-1		
L201	B-1		
L202	B-1		
Q101	B-2		
Q203	B-1		
R101	B-2		
R102	A-1		
R103	B-2		
R104	B-2		
R107	B-2		
R110	B-2		
R121	A-2		
R132	B-1		
R133	B-1		
R134	A-1		
R212	B-1		
R224	B-1		
R225	B-1		
R229	B-1		
R230	B-1		
R231	B-1		
R232	B-1		
R233	B-1		
R234	B-1		
R235	B-1		
R236	B-1		

PS-440 BOARD
(SUFFIX-12)

C302	A-2	Q306	A-3
C303	A-2	Q307	A-3
C304	B-2	Q308	A-3
C305	B-2	Q309	A-3
C306	B-2	Q501	A-2
C308	B-2		
C309	B-3	R302	B-2
C310	B-3	R303	A-3
C312	B-3	R304	A-3
C314	B-3	R305	A-3
C315	B-3	R306	A-3
C323	A-3	R307	A-3
C324	A-3	R308	A-3
C325	A-3	R309	A-3
C326	A-2	R310	B-3
C327	A-3	R311	A-3
C328	A-3	R312	A-2
C329	A-3	R313	A-3
C330	A-3	R314	A-3
C333	A-3	R315	A-3
C335	B-3	R316	A-3
C336	B-3	R317	A-3
C337	A-3	R319	A-3
C338	A-3	R321	A-3
C339	A-3	R323	A-3
C346	B-2	R325	A-3
C349	B-3	R327	A-3
C353	B-2	R347	A-2
C501	A-2	R348	B-2
C502	A-2	R349	A-3
C503	A-2	R350	A-3
C504	B-2	R351	A-3
C507	A-2	R352	A-3
C508	B-2	R353	A-3
C510	A-2	R355	B-3
C512	A-2	R507	A-2
C515	A-1	R511	B-2
C516	B-2	R512	A-2
C518	A-1	R513	A-2
C520	A-1	R514	A-2
C521	A-1	R516	A-2
C522	A-1	R517	A-2
C523	A-1	R521	A-1
C524	A-1	R522	A-1
C525	A-1	R523	A-1
C526	A-1	R526	A-1
C528	A-1	R527	B-1
C529	B-1	R528	B-1
C530	B-2	R529	A-1
C531	B-2	R530	A-1
C532	B-1	R531	B-1
C533	A-1	R533	B-1
C535	B-1	R534	B-1
C541	B-1	R536	B-1
C543	B-1	R537	B-1
C545	B-2	R538	B-2
C546	B-2	R542	A-1
C548	B-2	R545	B-1
C556	A-1	R546	B-1
		R547	A-2
D501	A-2	R548	B-1
FB301	A-2	VDR501	A-1
FB302	B-2		
FB304	B-3	X303	A-2
FB501	B-1	X501	A-1
FB503	B-2	X502	B-1
FB504	A-1		
IC301	A-3		
IC303	B-3		
IC304	B-3		
IC305	B-3		
IC501	A-1		
IC503	B-1		
IC506	B-1		
IC507	B-2		
L301	B-2		
L302	B-3		
L303	A-3		
L304	B-3		
L305	A-3		
L501	B-2		
L502	B-1		
L503	A-1		
L504	B-1		
L505	B-2		
Q302	A-3		
Q303	A-3		
Q304	A-3		
Q305	A-3		

HI-74 BOARD
(SUFFIX-12)

C409	B-1	D910	C-2	R492	B-1
C410	B-1	D911	B-2	R493	A-1
C411	A-1	D912	B-1	R494	A-1
C417	B-1			R495	B-1
C418	C-1	FB601	A-4	R496	C-2
C422	B-2	FB602	A-4	R497	B-1
C423	B-2			R498	B-1
C424	B-2	IC402	A-1	R499	B-1
C426	C-2	IC404	B-1	R603	A-4
C427	C-2	IC405	C-1	R604	A-4
C431	C-1	IC406	C-2	R605	A-4
C432	C-1	IC407	A-1	R606	A-4
C433	C-2	IC601	A-4	R608	A-4
C442	A-1	IC651	A-2	R652	B-2
C443	A-1	IC652	C-3	R656	A-2
C444	A-1	IC701	B-3	R659	C-2
C445	A-1	IC702	A-3	R660	C-2
C446	A-1			R662	B-2
C447	B-2	L401	A-1	R701	B-3
C448	C-2	L652	B-2	R702	B-3
C449	B-1	L653	B-2	R703	B-3
C601	A-4	L654	B-2	R705	C-3
C602	A-4	L701	A-3	R706	B-3
C651	A-2	L703	B-3	R707	B-3
C652	B-2	L704	B-3	R708	A-3
C653	B-2			R709	B-3
C654	B-2	LF601	B-4	R710	B-3
C655	B-2			R711	A-3
C656	A-2	Q405	B-1	R714	C-3
C657	B-2	Q406	B-1	R715	B-3
C662	A-2	Q409	C-1	R716	B-2
C663	A-2	Q410	C-2	R717	A-3
C665	A-2	Q411	C-2	R718	B-3
C666	C-3	Q412	B-2	R719	B-3
C667	C-3	Q414	A-2	R720	B-3
C668	C-2	Q415	A-1	R721	B-2
C669	C-2	Q416	B-2	R722	A-3
C701	B-3	Q601	B-4	R723	B-2
C702	B-3	Q653	C-3	R724	B-2
C703	B-3	Q654	C-2	R725	A-2
C704	B-3	Q701	A-2	R726	B-2
C705	B-3	Q702	A-2	R727	C-3
C706	B-3	Q703	C-3	R733	A-3
C707	B-3			R734	A-3
C708	A-3	R420	B-1	R735	A-3
C709	A-3	R422	B-1	R736	A-3
C710	A-3	R423	B-1		
C712	B-3	R425	B-1	X401	B-1
C713	B-3	R426	B-1	X402	C-1
C714	B-3	R427	B-1		
C716	B-2	R428	B-1		
C717	B-3	R429	B-1		
C718	C-3	R430	B-1		
C719	B-3	R431	B-1		
C720	B-3	R433	B-1		
C721	A-3	R434	B-1		
C722	A-3	R435	B-1		
C723	B-3	R436	B-1		
C724	B-2	R437	B-1		
C725	B-2	R438	B-2		
C726	B-3	R439	B-1		
C727	B-2	R443	B-1		
C728	A-3	R444	B-1		
C730	A-2	R445	B-1		
C733	B-2	R446	B-1		
C734	A-2	R447	B-1		
C735	B-3	R448	B-1		
C736	B-2	R449	B-1		
C737	B-2	R451	B-1		
C738	A-2	R452	B-2		
C739	A-2	R453	B-2		
C740	B-2	R454	B-2		
C742	C-3	R455	B-1		
C744	A-3	R462	B-2		
C745	A-3	R463	B-2		
C746	A-3	R465	B-2		
C747	A-3	R466	B-2		
		R467	B-2		
D406	B-1	R468	B-2		
D408	B-1	R469	B-1		
D410	C-1	R470	B-1		
D411	A-2	R471	C-1		
D412	C-1	R474	C-2		
D601	B-4	R475	B-1		
D602	B-4	R476	C-2		
D603	B-4	R477	C-2		
D901	A-2	R478	C-2		
D902	A-2	R479	C-1		
D905	B-2	R480	C-1		
D906	C-2	R484	C-1		
D907	B-2	R485	C-1		
D908	B-1	R487	C-2		
D909	C-1	R491	B-1		

HI-74 BOARD
(SUFFIX-13)

C409	B-1	D910	C-2	R492	B-1
C410	B-1	D911	B-2	R493	A-1
C411	A-1	D912	B-1	R494	A-1
C417	B-1			R495	B-1
C418	C-1	FB601	A-4	R496	C-2
C422	B-2	FB602	A-4	R497	B-1
C423	B-2			R498	B-1
C424	B-2	IC402	A-1	R499	B-1
C426	C-2	IC404	B-1	R603	A-4
C427	C-2	IC405	C-1	R604	A-4
C431	C-1	IC406	C-2	R605	A-4
C432	C-1	IC407	A-1	R606	A-4
C433	C-2	IC601	A-4	R608	A-4
C442	A-1	IC651	A-2	R652	B-2
C443	A-1	IC652	C-3	R656	A-2
C444	A-1	IC701	B-3	R659	C-2
C445	A-1	IC702	A-3	R660	C-2
C446	A-1			R662	B-2
C447	B-2	L401	A-1	R701	B-3
C448	C-2	L652	B-2	R702	B-3
C449	B-1	L653	B-2	R705	C-3
C601	A-4	L654	B-2	R706	B-3
C602	A-4	L701	A-3	R707	B-3
C651	A-2	L703	B-3	R708	A-3
C652	B-2	L704	B-3	R709	B-3
C653	B-2			R710	B-3
C654	B-2	LF601	B-4	R711	A-3
C655	B-2			R716	B-2
C656	A-2	Q405	B-1	R718	B-3
C657	B-2	Q406	B-1	R720	B-3
C662	A-2	Q409	C-1	R721	B-2
C663	A-2	Q410	C-2	R722	A-3
C665	A-2	Q411	C-2	R723	B-2
C666	C-3	Q412	B-2	R724	B-2
C667	C-3	Q414	A-2	R725	A-2
C668	C-2	Q415	A-1	R726	B-2
C669	C-2	Q416	B-2	R727	C-3
C701	B-3	Q601	B-4	R733	A-3
C702	B-3	Q653	C-3	R734	A-3
C703	B-3	Q654	C-2	R735	A-3
C704	B-3	Q701	A-2	R736	A-3
C705	B-3	Q702	A-2		
C706	B-3	Q703	C-3	X401	B-1
C707	B-3			X402	C-1
C708	A-3	R420	B-1		
C709	A-3	R422	B-1		
C710	A-3	R423	B-1		
C712	B-3	R425	B-1		
C713	B-3	R426	B-1		
C714	B-3	R427	B-1		
C716	B-2	R428	B-1		
C717	B-3	R429	B-1		
C718	C-3	R430	B-1		
C719	B-3	R431	B-1		
C720	B-3	R433	B-1		
C721	A-3	R434	B-1		
C722	A-3	R435	B-1		
C723	B-3	R436	B-1		
C724	B-2	R437	B-1		
C725	B-2	R438	B-2		
C726	B-3	R439	B-1		
C727	B-2	R443	B-1		
C728	A-3	R444	B-1		
C730	A-2	R445	B-1		
C733	B-2	R446	B-1		
C734	A-2	R447	B-1		
C735	B-3	R448	B-1		
C736	B-2	R449	B-1		
C737	B-2	R451	B-1		
C738	A-2	R452	B-2		
C739	A-2	R453	B-2		
C740	B-2	R454	B-2		
C742	C-3	R455	B-1		
C744	A-3	R462	B-2		
C745	A-3	R463	B-2		
C746	A-3	R465	B-2		
C747	A-3	R466	B-2		
		R467	B-2		
D406	B-1	R468	B-2		
D408	B-1	R469	B-1		
D410	C-1	R470	B-1		
D411	A-2	R471	C-1		
D412	C-1	R474	C-2		
D601	B-4	R475	B-1		
D602	B-4	R476	C-2		
D603	B-4	R477	C-2		
D651	A-2	R478	C-2		
D901	A-2	R479	C-1		
D905	B-2	R480	C-1		
D906	C-2	R484	C-1		
D907	B-2	R485	C-1		
D908	B-1	R487	C-2		
D909	C-1	R491	B-1		

BT-2 BOARD
(SUFFIX-12)

	BT001	C-1
	C001	B-2
	C002	B-1
	C003	A-1
	C005	B-1
	C007	A-2
	C008	B-2
	C009	A-2
	C010	A-2
	C011	B-2
	C012	B-2
	C013	A-2
	C014	B-2
*	CN001	B-1
	D003	C-2
	D004	B-2
	D006	B-1
	D007	B-1
	D008	B-1
	FB001	A-1
	IC001	B-1
	L001	B-1
	L002	A-2
	L003	B-2
	L004	A-2
	Q001	C-2
	Q002	B-2
	Q003	B-2
	Q004	B-2
	Q005	A-2
	Q006	B-2
	Q007	A-2
	Q008	A-2
	Q009	B-2
	Q010	B-2
	R004	C-2
	R005	B-2
	R006	B-2
	R007	B-2
	R008	B-2
	R010	B-2
	R011	B-2
	R012	B-2
	R013	B-2
	R014	A-2
	R015	B-1
	R016	A-1
	R017	A-2
	R018	A-2
	R019	A-2
	R020	C-2

BT-2 BOARD
(SUFFIX-13)

	BT001	C-1
	C001	B-2
	C002	B-1
	C003	A-1
	C005	B-1
	C007	A-2
	C008	B-2
	C009	A-2
	C010	A-2
	C011	B-2
	C012	B-2
	C013	A-2
	C014	B-2
*	CN001	B-1
	D003	C-2
	D004	B-2
	D006	B-1
	D007	B-1
	D008	B-1
	D009	C-2
	FB001	A-1
	IC001	B-1
	L001	B-1
	L002	A-2
	L003	B-2
	L004	A-2
	Q001	C-2
	Q002	B-2
	Q003	B-2
	Q004	B-2
	Q005	A-2
	Q006	B-2
	Q007	A-2
	Q008	A-2
	Q009	B-2
	Q010	B-2
	R004	C-2
	R005	B-2
	R006	B-2
	R007	B-2
	R008	B-2
	R010	B-2
	R011	B-2
	R012	B-2
	R013	B-2
	R014	A-2
	R015	B-1
	R016	A-1
	R017	A-2
	R018	A-2
	R019	A-2
	R020	C-2

DD-150 BOARD
(SUFFIX-12)

	C051	B-4		R063	B-4
	C052	B-4		R064	B-4
	C053	B-4		R065	B-4
	C054	B-4		R066	B-3
	C055	B-3		R067	B-3
	C056	B-3		R068	B-3
	C057	B-3		R069	B-3
	C058	B-3		R070	B-3
	C059	B-3		R071	B-4
	C060	B-3		R072	B-4
	C061	B-3		R073	B-3
	C062	B-3		R074	B-3
	C063	B-3		R075	B-3
	C064	B-2		R076	B-3
	C065	A-4		R077	B-3
	C066	B-2		R078	B-3
	C067	B-1		R079	B-3
	C068	B-2		R080	B-3
	C069	B-1		R081	B-3
	C070	B-1		R083	B-3
	C071	B-1		R084	B-3
	C072	B-2		R085	B-3
	C073	A-3		R086	B-3
	C074	A-1		R087	B-3
	C075	B-1		R088	B-3
	C076	B-2		R090	A-2
	C077	B-2		R091	A-2
	C078	B-2		R092	B-2
	C079	B-2		R093	A-2
	C080	B-2		R094	A-2
	C081	A-2		R095	B-3
	C082	B-1		R096	A-2
	C083	B-1		R100	A-3
	C084	B-1			
	C086	B-2		T051	A-3
	CN051	A-3			
	D051	A-3			
	D052	B-4			
	F001	B-1			
	F002	B-1			
	F003	A-1			
	F004	A-1			
	F005	A-1			
	IC051	B-3			
	L051	B-2			
	L052	B-1			
	L053	B-2			
	L054	B-1			
	L055	B-2			
	L056	B-2			
	L057	A-1			
	L058	A-1			
	L059	A-2			
	L060	A-2			
	L061	B-2			
	L062	B-2			
	L063	A-3			
	Q051	B-3			
	Q052	B-1			
	Q053	A-4			
	Q054	B-3			
	Q055	B-3			
	Q056	B-1			
	Q057	B-1			
	Q058	B-3			
	Q059	B-1			
	Q060	A-2			
	Q061	B-2			
	Q062	A-2			
	Q063	A-2			
	Q064	B-3			
	Q065	B-2			
	Q066	A-2			
	Q068	B-4			
	Q069	A-3			
	R049	A-2			
	R050	B-4			
	R051	B-4			
	R052	B-4			
	R053	B-4			
	R055	B-4			
	R056	B-4			
	R057	B-4			
	R058	B-4			
	R059	B-4			
	R060	B-4			
	R061	B-4			

DD-150 BOARD
(SUFFIX-13)

	C051	B-4		R063	B-4
	C052	B-4		R064	B-4
	C053	B-4		R065	B-4
	C054	B-4		R066	B-3
	C055	B-3		R067	B-3
	C056	B-3		R068	B-3
	C057	B-3		R069	B-3
	C058	B-3		R070	B-3
	C059	B-3		R071	B-4
	C060	B-3		R072	B-4
	C061	B-3		R073	B-3
	C062	B-3		R074	B-3
	C063	B-3		R075	B-3
	C064	B-2		R076	B-3
	C065	A-4		R077	B-3
	C066	B-2		R078	B-3
	C067	B-1		R079	B-3
	C068	B-2		R080	B-3
	C069	B-1		R083	B-3
	C070	B-1		R084	B-3
	C071	B-1		R085	B-3
	C072	B-2		R086	B-3
	C073	A-3		R087	B-3
	C074	A-1		R090	A-2
	C075	B-1		R091	A-2
	C076	B-2		R092	B-2
	C077	B-2		R093	A-2
	C078	B-2		R094	A-2
	C079	B-2		R095	B-3
	C080	B-2		R096	A-2
	C081	A-2			
	C082	B-1		T051	A-3
	C083	B-1			
	C084	B-1			
	C086	B-2			
	CN051	A-3			
	D051	A-3			
	D052	B-4			
	D053	A-3			
	F001	B-1			
	F002	B-1			
	F003	A-1			
	F004	A-1			
	F005	A-1			
	IC051	B-3			
	L051	B-2			
	L052	B-1			
	L053	B-2			
	L054	B-1			
	L055	B-2			
	L056	B-2			
	L057	A-1			
	L058	A-1			
	L059	A-2			
	L060	A-2			
	L061	B-2			
	L062	B-2			
	L063	A-3			
	Q051	B-3			
	Q052	B-1			
	Q053	A-4			
	Q054	B-3			
	Q055	B-3			
	Q056	B-1			
	Q057	B-1			
	Q058	B-3			
	Q059	B-1			
	Q060	A-2			
	Q061	B-2			
	Q062	A-2			
	Q063	A-2			
	Q064	B-3			
	Q065	B-2			
	Q066	A-2			
	Q068	B-4			
	Q069	A-3			
	R049	A-2			
	R050	B-4			
	R051	B-4			
	R052	B-4			
	R053	B-4			
	R055	B-4			
	R056	B-4			
	R057	B-4			
	R058	B-4			
	R059	B-4			
	R061	B-4			

6-2. ELECTRICAL PARTS LIST

Ref. No.	Part No.	Description			Remark
	A-7074-598-A	BT-2 BOARD, COMPLETE			
		**********			
		(Ref. No.: 10,000 Series)			
		< BATTERY >			
BT001	1-528-900-11	BATTERY, LITHIUM SECONDARY			
		< CAPACITOR >			
C001	1-164-227-11	CERAMIC CHIP	0.022uF	10%	25V
C002	1-127-760-11	CERAMIC CHIP	4.7uF	10%	6.3V
C003	1-127-760-11	CERAMIC CHIP	4.7uF	10%	6.3V
C005	1-127-760-11	CERAMIC CHIP	4.7uF	10%	6.3V
C007	1-125-827-11	CERAMIC CHIP	1uF	10%	25V
C008	1-107-682-11	CERAMIC CHIP	1uF	10%	16V
C009	1-107-682-11	CERAMIC CHIP	1uF	10%	16V
C010	1-115-416-11	CERAMIC CHIP	0.001uF	5%	25V
C011	1-107-819-11	CERAMIC CHIP	0.022uF	10%	16V
C012	1-107-819-11	CERAMIC CHIP	0.022uF	10%	16V
C013	1-164-941-11	CERAMIC CHIP	0.0047uF	10%	16V
C014	1-125-777-11	CERAMIC CHIP	0.1uF	10%	10V
		< CONNECTOR >			
CN001	1-694-753-11	TERMINAL BOARD (MS+BATT)			
		< DIODE >			
D003	8-719-056-59	DIODE MAZS120008SO			
D004	8-719-027-76	DIODE 1SS357-TPH3			
D006	8-719-075-12	DIODE MA3XD21001S0			
D007	8-719-071-45	DIODE MA116- (TX).SO			
D008	8-719-071-45	DIODE MA116- (TX).SO			
D009	8-719-056-61	DIODE MAZS082008SO (suffix-13)			
		< FERRITE BEAD >			
FB001	1-414-228-11	INDUCTOR	0uH		
		< IC >			
IC001	8-759-486-48	IC XC6372C351PR			
		< COIL >			
L001	1-419-311-21	INDUCTOR	100uH		
L002	1-419-627-21	INDUCTOR	10uH		
L003	1-469-528-91	INDUCTOR	100uH		
L004	1-414-400-41	INDUCTOR	22uH		
		< TRANSISTOR >			
Q001	8-729-047-68	TRANSISTOR	SSM3K03FE (TPL3)		
Q002	8-729-046-77	TRANSISTOR	SI4963DY-T1		
Q003	8-729-804-41	TRANSISTOR	2SB1122-ST-TD		
Q004	8-729-037-74	TRANSISTOR	UN9213J- (K8).SO		
Q005	8-729-053-75	TRANSISTOR	CPH5703-TL		
Q006	8-729-042-26	TRANSISTOR	2SB1462J-QR (K8).SO		
Q007	8-729-037-74	TRANSISTOR	UN9213J- (K8).SO		
Q008	8-729-427-83	TRANSISTOR	XP6501- (TX).SO		
Q009	8-729-042-26	TRANSISTOR	2SB1462J-QR (K8).SO		
Q010	8-729-037-52	TRANSISTOR	2SD2216J-QR (K8).SO		

Ref. No.	Part No.	Description			Remark
		< RESISTOR >			
R004	1-218-985-11	RES-CHIP	470K	5%	1/16W
R005	1-218-989-11	RES-CHIP	1M	5%	1/16W
R006	1-216-150-91	RES-CHIP	10	5%	1/8W
R007	1-218-953-11	RES-CHIP	1K	5%	1/16W
R008	1-218-959-11	RES-CHIP	3.3K	5%	1/16W
R010	1-208-712-11	METAL CHIP	16K	0.5%	1/16W
R011	1-208-935-11	METAL CHIP	100K	0.5%	1/16W
R012	1-208-927-11	METAL CHIP	47K	0.5%	1/16W
R013	1-218-977-11	RES-CHIP	100K	5%	1/16W
R014	1-218-965-11	RES-CHIP	10K	5%	1/16W
R015	1-208-935-11	METAL CHIP	100K	0.5%	1/16W
R016	1-208-927-11	METAL CHIP	47K	0.5%	1/16W
R017	1-218-945-11	RES-CHIP	220	5%	1/16W
R018	1-218-959-11	RES-CHIP	3.3K	5%	1/16W
R019	1-218-953-11	RES-CHIP	1K	5%	1/16W
R020	1-218-990-11	SHORT	0		

	A-7074-596-A	CA-66 BOARD, COMPLETE			
		**********			
		(Ref. No.: 10,000 Series)			
		< CAPACITOR >			
C101	1-107-826-11	CERAMIC CHIP	0.1uF	10%	16V
C102	1-125-839-91	TANTALUM CHIP	47uF	20%	6.3V
C103	1-125-777-11	CERAMIC CHIP	0.1uF	10%	10V
C104	1-125-777-11	CERAMIC CHIP	0.1uF	10%	10V
C105	1-128-617-91	CERAMIC CHIP	100PF	5%	25V
C106	1-125-777-11	CERAMIC CHIP	0.1uF	10%	10V
C107	1-125-777-11	CERAMIC CHIP	0.1uF	10%	10V
C108	1-125-777-11	CERAMIC CHIP	0.1uF	10%	10V
C115	1-128-617-91	CERAMIC CHIP	100PF	5%	25V
C116	1-164-943-11	CERAMIC CHIP	0.01uF	10%	16V
C121	1-125-777-11	CERAMIC CHIP	0.1uF	10%	10V
C122	1-125-777-11	CERAMIC CHIP	0.1uF	10%	10V
C123	1-125-777-11	CERAMIC CHIP	0.1uF	10%	10V
C124	1-125-777-11	CERAMIC CHIP	0.1uF	10%	10V
C125	1-117-919-11	TANTALUM CHIP	10uF	20%	6.3V
C126	1-137-858-91	TANTALUM CHIP	47uF	20%	6.3V
C127	1-113-985-11	TANTALUM CHIP	10uF	20%	20V
C128	1-125-777-11	CERAMIC CHIP	0.1uF	10%	10V
C129	1-107-826-11	CERAMIC CHIP	0.1uF	10%	16V
C130	1-119-751-11	TANTALUM CHIP	22uF	20%	16V
C133	1-125-777-11	CERAMIC CHIP	0.1uF	10%	10V
C135	1-135-957-91	TANTALUM CHIP	10uF	20%	16V
C136	1-125-777-11	CERAMIC CHIP	0.1uF	10%	10V
C137	1-135-956-91	TANTALUM CHIP	3.3uF	20%	20V
C141	1-125-837-11	CERAMIC CHIP	1uF	10%	6.3V
C142	1-125-837-11	CERAMIC CHIP	1uF	10%	6.3V
C143	1-125-777-11	CERAMIC CHIP	0.1uF	10%	10V
C144	1-164-876-11	CERAMIC CHIP	120PF	5%	16V
C145	1-125-837-11	CERAMIC CHIP	1uF	10%	6.3V
C146	1-164-860-11	CERAMIC CHIP	27PF	5%	16V
C147	1-125-777-11	CERAMIC CHIP	0.1uF	10%	10V
C148	1-115-340-11	CERAMIC CHIP	0.22uF	10%	25V
C149	1-115-340-11	CERAMIC CHIP	0.22uF	10%	25V
C151	1-117-919-11	TANTALUM CHIP	10uF	20%	6.3V

Ref. No.	Part No.	Description			Remark
C201	1-128-632-91	CERAMIC CHIP	0.01uF	10%	6.3V
C203	1-125-777-11	CERAMIC CHIP	0.1uF	10%	10V
C204	1-113-682-11	TANTALUM CHIP	33uF	20%	10V
C214	1-115-156-11	CERAMIC CHIP	1uF		10V
C217	1-164-943-11	CERAMIC CHIP	0.01uF	10%	16V
		< CONNECTOR >			
CN101	1-794-764-21	CONNECTOR, FPC (ZIF) 21P			
CN201	1-794-765-21	CONNECTOR, FPC (ZIF) 25P			
		< DIODE >			
D102	8-719-056-23	DIODE MA2S111- (K8).SO			
D201	8-719-077-57	DIODE MAZR082H0AS0			
D202	8-719-077-57	DIODE MAZR082H0AS0			
D203	8-719-077-57	DIODE MAZR082H0AS0			
		< FERRITE BEAD >			
FB102	1-414-228-11	INDUCTOR	0uH		
FB103	1-500-283-11	INDUCTOR	0uH		
FB104	1-414-228-11	INDUCTOR	0uH		
FB107	1-500-283-11	INDUCTOR	0uH		
FB108	1-500-284-21	INDUCTOR	0uH		
FB109	1-500-284-21	INDUCTOR	0uH		
FB110	1-414-228-11	INDUCTOR	0uH		
FB111	1-414-228-11	INDUCTOR	0uH		
FB112	1-414-228-11	INDUCTOR	0uH		
FB113	1-414-228-11	INDUCTOR	0uH		
		< IC >			
IC103	8-752-408-79	IC CXD3403GA-T6			
IC201	8-759-689-18	IC LB1939T-TLM			
IC203	1-804-220-11	IC WTGA-uPD16877W			
		< COIL >			
L101	1-469-757-21	INDUCTOR	10uH		
L102	1-469-757-21	INDUCTOR	10uH		
L103	1-469-528-91	INDUCTOR	100uH		
L201	1-414-398-11	INDUCTOR	10uH		
L202	1-469-757-21	INDUCTOR	10uH		
		< TRANSISTOR >			
Q101	8-729-037-74	TRANSISTOR	UN9213J- (K8).SO		
Q203	8-729-050-74	TRANSISTOR	2SB1462L0AS0		
		< RESISTOR >			
R101	1-218-957-11	RES-CHIP	2.2K	5%	1/16W
R102	1-218-937-11	RES-CHIP	47	5%	1/16W
R103	1-240-687-91	METAL CHIP	220	5%	1/20W
R104	1-218-973-11	RES-CHIP	47K	5%	1/16W
R107	1-218-945-11	RES-CHIP	220	5%	1/16W
R110	1-218-941-11	RES-CHIP	100	5%	1/16W
R117	1-694-535-91	CONDCTOR, CHIP (0603) (suffix-12)			
R121	1-218-956-11	RES-CHIP	1.8K	5%	1/16W
R131	1-218-990-11	SHORT	0 (suffix-12)		
R132	1-240-673-91	METAL CHIP	12	5%	1/20W
R133	1-240-673-91	METAL CHIP	12	5%	1/20W
R134	1-240-718-91	METAL CHIP	100K	5%	1/20W
R135	1-216-864-11	METAL CHIP	0	5%	1/16W (suffix-12)
R136	1-216-864-11	METAL CHIP	0	5%	1/16W (suffix-12)
R137	1-218-990-11	SHORT	0 (suffix-12)		
R212	1-218-961-11	RES-CHIP	4.7K	5%	1/16W
R224	1-240-714-91	METAL CHIP	47K	5%	1/20W
R225	1-240-716-91	METAL CHIP	68K	5%	1/20W
R229	1-240-714-91	METAL CHIP	47K	5%	1/20W
R230	1-240-714-91	METAL CHIP	47K	5%	1/20W
R231	1-240-714-91	METAL CHIP	47K	5%	1/20W
R232	1-240-714-91	METAL CHIP	47K	5%	1/20W
R233	1-211-969-11	METAL CHIP	10	0.5%	1/16W
R234	1-211-969-11	METAL CHIP	10	0.5%	1/16W
R235	1-211-969-11	METAL CHIP	10	0.5%	1/16W
R236	1-211-969-11	METAL CHIP	10	0.5%	1/16W
		< VIBRATOR >			
X101	1-795-027-21	OSCILLATOR, CRYSTAL (36.818182MHz)			
X102	1-795-028-21	OSCILLATOR, CRYSTAL (36.5625MHz)			

A-7074-597-A DD-150 BOARD, COMPLETE
****
(Ref. No.: 10,000 Series)

Ref. No.	Part No.	Description			Remark
		< CAPACITOR >			
C051	1-164-227-11	CERAMIC CHIP	0.022uF	10%	25V
C052	1-115-467-11	CERAMIC CHIP	0.22uF	10%	10V
C053	1-164-874-11	CERAMIC CHIP	100PF	5%	16V
C054	1-164-943-11	CERAMIC CHIP	0.01uF	10%	16V
C055	1-107-826-11	CERAMIC CHIP	0.1uF	10%	16V
C056	1-164-943-11	CERAMIC CHIP	0.01uF	10%	16V
C057	1-119-923-81	CERAMIC CHIP	0.047uF	10%	10V
C058	1-117-863-11	CERAMIC CHIP	0.47uF	10%	6.3V
C059	1-107-819-11	CERAMIC CHIP	0.022uF	10%	16V
C060	1-164-943-11	CERAMIC CHIP	0.01uF	10%	16V
C061	1-164-874-11	CERAMIC CHIP	100PF	5%	16V
C062	1-164-943-11	CERAMIC CHIP	0.01uF	10%	16V
C063	1-127-760-11	CERAMIC CHIP	4.7uF	10%	6.3V
C064	1-127-760-11	CERAMIC CHIP	4.7uF	10%	6.3V
C065	1-127-760-11	CERAMIC CHIP	4.7uF	10%	6.3V
C066	1-115-566-11	CERAMIC CHIP	4.7uF	10%	10V
C067	1-115-566-11	CERAMIC CHIP	4.7uF	10%	10V
C068	1-115-566-11	CERAMIC CHIP	4.7uF	10%	10V
C069	1-127-760-11	CERAMIC CHIP	4.7uF	10%	6.3V
C070	1-127-760-11	CERAMIC CHIP	4.7uF	10%	6.3V
C071	1-127-760-11	CERAMIC CHIP	4.7uF	10%	6.3V
C072	1-109-982-11	CERAMIC CHIP	1uF	10%	10V
C073	1-125-827-11	CERAMIC CHIP	1uF	10%	25V
C074	1-115-566-11	CERAMIC CHIP	4.7uF	10%	10V
C075	1-127-760-11	CERAMIC CHIP	4.7uF	10%	6.3V
C076	1-107-826-11	CERAMIC CHIP	0.1uF	10%	16V
C077	1-125-827-11	CERAMIC CHIP	1uF	10%	25V
C078	1-115-566-11	CERAMIC CHIP	4.7uF	10%	10V
C079	1-117-919-11	TANTALUM CHIP	10uF	20%	6.3V
C080	1-107-826-11	CERAMIC CHIP	0.1uF	10%	16V
C081	1-109-982-11	CERAMIC CHIP	1uF	10%	10V
C082	1-127-760-11	CERAMIC CHIP	4.7uF	10%	6.3V
C083	1-127-760-11	CERAMIC CHIP	4.7uF	10%	6.3V
C084	1-127-760-11	CERAMIC CHIP	4.7uF	10%	6.3V
C086	1-137-700-11	TANTALUM CHIP	10uF	20%	6.3V

Ref. No.	Part No.	Description			Remark
		< CONNECTOR >			
CN051	1-815-030-21	CONNECTOR, FFC/FPC (ZIF) 12P			
		< DIODE >			
D051	8-719-074-08	DIODE MA4ZD03001S0			
D052	8-719-074-08	DIODE MA4ZD03001S0			
D053	8-719-017-89	DIODE MA8150-TX (suffix-13)			
		< FUSE >			
⚠F001	1-576-415-21	FUSE, MICRO (1608) (2A/32V)			
⚠F002	1-576-415-21	FUSE, MICRO (1608) (2A/32V)			
⚠F003	1-576-415-21	FUSE, MICRO (1608) (2A/32V)			
⚠F004	1-576-415-21	FUSE, MICRO (1608) (2A/32V)			
⚠F005	1-576-415-21	FUSE, MICRO (1608) (2A/32V)			
		< IC >			
IC051	8-759-693-42	IC MB3883PV-G-ER			
		< COIL >			
L051	1-419-627-21	INDUCTOR	10uH		
L052	1-419-627-21	INDUCTOR	10uH		
L053	1-419-628-21	INDUCTOR	22uH		
L054	1-412-056-11	INDUCTOR	4.7uH		
L055	1-414-400-41	INDUCTOR	22uH		
L056	1-412-056-11	INDUCTOR	4.7uH		
L057	1-419-628-21	INDUCTOR	22uH		
L058	1-412-056-11	INDUCTOR	4.7uH		
L059	1-469-527-91	INDUCTOR	47uH		
L060	1-469-527-91	INDUCTOR	47uH		
L061	1-414-406-41	INDUCTOR	220uH		
L062	1-414-400-41	INDUCTOR	22uH		
L063	1-412-027-11	INDUCTOR	2.2uH		
		< TRANSISTOR >			
Q051	8-729-047-68	TRANSISTOR	2SK1830-TE85L		
Q052	8-729-044-84	TRANSISTOR	CPH3403-TL		
Q053	8-729-044-84	TRANSISTOR	CPH3403-TL		
Q054	8-729-053-76	TRANSISTOR	CPH5802-TL		
Q055	8-729-048-19	TRANSISTOR	CPH5704-TL		
Q056	8-729-053-76	TRANSISTOR	CPH5802-TL		
Q057	8-729-053-76	TRANSISTOR	CPH5802-TL		
Q058	8-729-044-84	TRANSISTOR	CPH3403-TL		
Q059	8-729-044-84	TRANSISTOR	CPH3403-TL		
Q060	8-729-046-00	TRANSISTOR	CPH6301-TL		
Q061	8-729-050-91	TRANSISTOR	UNRL21300AS0		
Q062	8-729-050-91	TRANSISTOR	UNRL21300AS0		
Q063	8-729-037-61	TRANSISTOR	UN9113J- (K8).SO		
Q064	8-729-037-52	TRANSISTOR	2SD2216J-QR (K8).SO		
Q065	8-729-046-00	TRANSISTOR	CPH6301-TL		
Q066	8-729-050-81	TRANSISTOR	UNRL11300AS0		
Q068	8-729-037-74	TRANSISTOR	UN9213J- (K8).SO		
Q069	8-729-037-74	TRANSISTOR	UN9213J- (K8).SO		
		< RESISTOR >			
R049	1-218-977-11	RES-CHIP	100K	5%	1/16W
R050	1-240-715-91	METAL CHIP	56K	5%	1/20W
R051	1-218-973-11	RES-CHIP	47K	5%	1/16W
R052	1-218-969-11	RES-CHIP	22K	5%	1/16W
R053	1-218-968-11	RES-CHIP	18K	5%	1/16W
R055	1-240-712-91	METAL CHIP	27K	5%	1/20W
R056	1-218-953-11	RES-CHIP	1K	5%	1/16W
R057	1-208-699-11	METAL CHIP	4.7K	0.5%	1/16W
R058	1-208-711-11	METAL CHIP	15K	0.5%	1/16W
R059	1-208-711-11	METAL CHIP	15K	0.5%	1/16W
R060	1-218-990-11	SHORT	0 (suffix-12)		
R061	1-208-927-11	METAL CHIP	47K	0.5%	1/16W
R063	1-240-695-91	METAL CHIP	1K	5%	1/20W
R064	1-208-711-11	METAL CHIP	15K	0.5%	1/16W
R065	1-208-939-11	METAL CHIP	150K	0.5%	1/16W
R066	1-208-711-11	METAL CHIP	15K	0.5%	1/16W
R067	1-208-719-11	METAL CHIP	33K	0.5%	1/16W
R068	1-218-953-11	RES-CHIP	1K	5%	1/16W
R069	1-208-709-11	METAL CHIP	12K	0.5%	1/16W
R070	1-208-927-11	METAL CHIP	47K	0.5%	1/16W
R071	1-218-970-11	RES-CHIP	27K	5%	1/16W
R072	1-218-973-11	RES-CHIP	47K	5%	1/16W
R073	1-208-715-11	METAL CHIP	22K	0.5%	1/16W
R074	1-208-711-11	METAL CHIP	15K	0.5%	1/16W
R075	1-208-922-11	METAL CHIP	30K	0.5%	1/16W
R076	1-240-695-91	METAL CHIP	1K	5%	1/20W
R077	1-208-711-11	METAL CHIP	15K	0.5%	1/16W
R078	1-208-908-81	METAL CHIP	7.5K	0.5%	1/16W
R079	1-208-697-11	METAL CHIP	3.9K	0.5%	1/16W
R080	1-218-953-11	RES-CHIP	1K	5%	1/16W
R081	1-218-990-11	SHORT	0 (suffix-12)		
R083	1-208-715-11	METAL CHIP	22K	0.5%	1/16W
R084	1-240-695-91	METAL CHIP	1K	5%	1/20W
R085	1-218-953-11	RES-CHIP	1K	5%	1/16W
R086	1-208-719-11	METAL CHIP	33K	0.5%	1/16W
R087	1-208-691-11	METAL CHIP	2.2K	0.5%	1/16W
R088	1-218-990-11	SHORT	0 (suffix-12)		
R090	1-240-718-91	METAL CHIP	100K	5%	1/20W
R091	1-240-707-91	METAL CHIP	10K	5%	1/20W
R092	1-218-977-11	RES-CHIP	100K	5%	1/16W
R093	1-240-718-91	METAL CHIP	100K	5%	1/20W
R094	1-694-535-91	CONDCTOR, CHIP (0603)			
R095	1-208-709-11	METAL CHIP	12K	0.5%	1/16W
R096	1-218-953-11	RES-CHIP	1K	5%	1/16W
R100	1-216-864-11	METAL CHIP	0	5%	1/16W (suffix-12)
		< TRANSFORMER >			
⚠T051	1-435-740-21	TRANSFORMER, DC-DC CONVERTER			
	A-7074-595-A	HI-74 BOARD, COMPLETE ********** (Ref. No.: 10,000 Series)			
		< CAPACITOR >			
C409	1-164-937-11	CERAMIC CHIP	0.001uF	10%	16V
C410	1-127-578-91	TANTALUM CHIP	3.3uF	20%	6.3V
C411	1-125-777-11	CERAMIC CHIP	0.1uF	10%	10V
C417	1-107-819-11	CERAMIC CHIP	0.022uF	10%	16V
C418	1-125-777-11	CERAMIC CHIP	0.1uF	10%	10V

The components identified by mark ⚠ or dotted line with mark ⚠ are critical for safety. Replace only with part number specified.

Les composants identifiés par une marque ⚠ sont critiques pour la sécurité. Ne les remplacer que par une pièce portant le numéro spécifié.

Ref. No.	Part No.	Description			Remark
C422	1-164-943-11	CERAMIC CHIP	0.01uF	10%	16V
C423	1-164-943-11	CERAMIC CHIP	0.01uF	10%	16V
C424	1-164-943-11	CERAMIC CHIP	0.01uF	10%	16V
C426	1-125-777-11	CERAMIC CHIP	0.1uF	10%	10V
C427	1-125-777-11	CERAMIC CHIP	0.1uF	10%	10V
C431	1-125-777-11	CERAMIC CHIP	0.1uF	10%	10V
C432	1-164-846-11	CERAMIC CHIP	6PF	0.50PF	16V
C433	1-125-777-11	CERAMIC CHIP	0.1uF	10%	10V
C442	1-117-919-11	TANTALUM CHIP	10uF	20%	6.3V
C443	1-117-919-11	TANTALUM CHIP	10uF	20%	6.3V
C444	1-125-777-11	CERAMIC CHIP	0.1uF	10%	10V
C445	1-107-819-11	CERAMIC CHIP	0.022uF	10%	16V
C446	1-131-860-91	TANTALUM CHIP	4.7uF	20%	10V
C447	1-125-777-11	CERAMIC CHIP	0.1uF	10%	10V
C448	1-125-777-11	CERAMIC CHIP	0.1uF	10%	10V
C449	1-164-943-11	CERAMIC CHIP	0.01uF	10%	16V
C601	1-125-777-11	CERAMIC CHIP	0.1uF	10%	10V
C602	1-164-939-11	CERAMIC CHIP	0.0022uF	10%	16V
C651	1-107-820-11	CERAMIC CHIP	0.1uF		16V
C652	1-117-919-11	TANTALUM CHIP	10uF	20%	6.3V
C653	1-164-943-11	CERAMIC CHIP	0.01uF	10%	16V
C654	1-125-837-11	CERAMIC CHIP	1uF	10%	6.3V
C655	1-107-820-11	CERAMIC CHIP	0.1uF		16V
C656	1-164-943-11	CERAMIC CHIP	0.01uF	10%	16V
C657	1-164-862-11	CERAMIC CHIP	33PF	5%	16V
C662	1-127-895-11	TANTALUM CHIP	22uF	20%	4V
C663	1-125-839-91	TANTALUM CHIP	47uF	20%	6.3V
C665	1-125-839-91	TANTALUM CHIP	47uF	20%	6.3V
C666	1-125-777-11	CERAMIC CHIP	0.1uF	10%	10V
C667	1-117-919-11	TANTALUM CHIP	10uF	20%	6.3V
C668	1-125-777-11	CERAMIC CHIP	0.1uF	10%	10V
C669	1-117-919-11	TANTALUM CHIP	10uF	20%	6.3V
C701	1-107-819-11	CERAMIC CHIP	0.022uF	10%	16V
C702	1-119-923-81	CERAMIC CHIP	0.047uF	10%	10V
C703	1-164-942-11	CERAMIC CHIP	0.0068uF	10%	16V
C704	1-164-939-11	CERAMIC CHIP	0.0022uF	10%	16V
C705	1-131-860-91	TANTALUM CHIP	4.7uF	20%	10V
C706	1-135-333-11	TANTALUM CHIP	1uF	20%	16V
C707	1-117-863-11	CERAMIC CHIP	0.47uF	10%	6.3V
C708	1-164-245-11	CERAMIC CHIP	0.015uF	10%	25V
C709	1-164-245-11	CERAMIC CHIP	0.015uF	10%	25V
C710	1-164-943-11	CERAMIC CHIP	0.01uF	10%	16V
C712	1-117-863-11	CERAMIC CHIP	0.47uF	10%	6.3V
C713	1-117-919-11	TANTALUM CHIP	10uF	20%	6.3V
C714	1-115-156-11	CERAMIC CHIP	1uF		10V
C716	1-117-919-11	TANTALUM CHIP	10uF	20%	6.3V
C717	1-164-939-11	CERAMIC CHIP	0.0022uF	10%	16V
C718	1-117-919-11	TANTALUM CHIP	10uF	20%	6.3V
C719	1-164-943-11	CERAMIC CHIP	0.01uF	10%	16V
C720	1-164-943-11	CERAMIC CHIP	0.01uF	10%	16V
C721	1-117-919-11	TANTALUM CHIP	10uF	20%	6.3V
C722	1-117-919-11	TANTALUM CHIP	10uF	20%	6.3V
C723	1-115-156-11	CERAMIC CHIP	1uF		10V
C724	1-125-777-11	CERAMIC CHIP	0.1uF	10%	10V
C725	1-117-863-11	CERAMIC CHIP	0.47uF	10%	6.3V
C726	1-117-863-11	CERAMIC CHIP	0.47uF	10%	6.3V
C727	1-117-863-11	CERAMIC CHIP	0.47uF	10%	6.3V
C728	1-137-710-91	CERAMIC CHIP	10uF	20%	6.3V

Ref. No.	Part No.	Description			Remark
C730	1-117-919-11	TANTALUM CHIP	10uF	20%	6.3V
C733	1-119-923-81	CERAMIC CHIP	0.047uF	10%	10V
C734	1-117-919-11	TANTALUM CHIP	10uF	20%	6.3V
C735	1-115-156-11	CERAMIC CHIP	1uF		10V
C736	1-135-333-11	TANTALUM CHIP	1uF	20%	16V
C737	1-131-860-91	TANTALUM CHIP	4.7uF	20%	10V
C738	1-164-943-11	CERAMIC CHIP	0.01uF	10%	16V
C739	1-164-943-11	CERAMIC CHIP	0.01uF	10%	16V
C740	1-117-863-11	CERAMIC CHIP	0.47uF	10%	6.3V
C742	1-164-943-11	CERAMIC CHIP	0.01uF	10%	16V
C744	1-125-777-11	CERAMIC CHIP	0.1uF	10%	10V
C745	1-125-837-11	CERAMIC CHIP	1uF	10%	6.3V
C746	1-117-919-11	TANTALUM CHIP	10uF	20%	6.3V
C747	1-117-919-11	TANTALUM CHIP	10uF	20%	6.3V
		< DIODE >			
D406	8-719-056-48	DIODE	1SS388 (TPL3)		
D408	8-719-056-23	DIODE	1SS387-TPL3		
D410	8-719-056-23	DIODE	1SS387-TPL3		
D411	8-719-056-23	DIODE	MA2S111- (K8).SO		
D412	8-719-046-85	DIODE	MA2S728- (K8).SO		
D601	8-719-056-61	DIODE	MAZS082008SO		
D602	8-719-077-57	DIODE	MAZR082H0AS0		
D603	8-719-056-48	DIODE	1SS388 (TPL3)		
D651	8-719-077-57	DIODE	DF3A8.2C (TPL3) (suffix-13)		
D901	8-719-062-16	DIODE	01ZA8.2 (TPL3)		
D902	8-719-062-16	DIODE	01ZA8.2 (TPL3) (suffix-12)		
D905	8-719-062-16	DIODE	01ZA8.2 (TPL3)		
D906	8-719-062-16	DIODE	01ZA8.2 (TPL3)		
D907	8-719-062-16	DIODE	01ZA8.2 (TPL3)		
D908	8-719-056-53	DIODE	MAZS051008SO		
D909	8-719-062-16	DIODE	01ZA8.2 (TPL3)		
D910	8-719-056-48	DIODE	1SS388 (TPL3)		
D911	8-719-056-53	DIODE	MAZS051008SO		
D912	8-719-056-53	DIODE	MAZS051008SO		
		< FERRITE BEAD >			
FB601	1-414-228-11	INDUCTOR	0uH		
FB602	1-216-864-11	METAL CHIP	0	5%	1/16W (Note)
		< IC >			
IC402	8-759-525-51	IC	S-80827HNNP-A9A-T2		
IC404	8-759-828-52	IC	S579648GGB-TEB		
IC405	8-759-693-06	IC	S-3513BEPA-TB		
IC406	8-759-693-07	IC	AK6440BL-L		
IC407	8-759-525-53	IC	RN5RZ31BA-TL		
IC601	8-759-693-08	IC	ML60820TAZ060		
IC651	8-759-688-19	IC	NJM2274R (TE2)		
IC652	8-759-430-57	IC	M62367GP-75ED		
IC701	8-759-647-71	IC	AK4550VT-E2		
IC702	8-759-655-17	IC	AN2905FHQ-EB		
		< COIL >			
L401	1-469-757-21	INDUCTOR	10uH		
L652	1-469-757-21	INDUCTOR	10uH		
L653	1-469-757-21	INDUCTOR	10uH		
L654	1-414-524-41	INDUCTOR	33uH		
L701	1-216-001-00	METAL CHIP	10	5%	1/10W (Note)

Note: Resistors are mounted to the location where FB602 and L701 are printed.

Ref. No.	Part No.	Description			Remark
L703	1-469-757-21	INDUCTOR	10uH		
L704	1-469-757-21	INDUCTOR	10uH		
		< LINE FILTER >			
LF601	1-419-100-21	COIL, COMMON-MODE CHOKE			
		< TRANSISTOR >			
Q405	8-729-050-81	TRANSISTOR	UNRL11300AS0		
Q406	8-729-037-74	TRANSISTOR	UN9213J- (K8).SO		
Q409	8-729-041-43	TRANSISTOR	HN1L02FU (TE85R)		
Q410	8-729-054-86	TRANSISTOR	RN1904FE (TE85R)		
Q411	8-729-037-74	TRANSISTOR	UN9213J- (K8).SO		
Q412	8-729-037-74	TRANSISTOR	UN9213J- (K8).SO		
Q414	8-729-046-00	TRANSISTOR	CPH6301-TL		
Q415	8-729-037-74	TRANSISTOR	UN9213J- (K8).SO		
Q416	8-729-037-74	TRANSISTOR	UN9213J- (K8).SO		
Q601	8-729-050-81	TRANSISTOR	UNRL11300AS0		
Q653	8-729-042-26	TRANSISTOR	2SB1462J-QR (K8).SO		
Q654	8-729-037-74	TRANSISTOR	UN9213J- (K8).SO		
Q701	8-729-050-94	TRANSISTOR	UNRL21600AS0		
Q702	8-729-050-81	TRANSISTOR	UNRL11300AS0		
Q703	8-729-041-51	TRANSISTOR	FMMT617TA		
		< RESISTOR >			
R420	1-240-726-91	METAL CHIP	470K	5%	1/20W
R422	1-240-726-91	METAL CHIP	470K	5%	1/20W
R423	1-240-726-91	METAL CHIP	470K	5%	1/20W
R425	1-240-703-91	METAL CHIP	4.7K	5%	1/20W
R426	1-240-726-91	METAL CHIP	470K	5%	1/20W
R427	1-240-707-91	METAL CHIP	10K	5%	1/20W
R428	1-240-718-91	METAL CHIP	100K	5%	1/20W
R429	1-240-700-91	METAL CHIP	2.7K	5%	1/20W
R430	1-240-718-91	METAL CHIP	100K	5%	1/20W
R431	1-240-695-91	METAL CHIP	1K	5%	1/20W
R433	1-240-695-91	METAL CHIP	1K	5%	1/20W
R434	1-240-695-91	METAL CHIP	1K	5%	1/20W
R435	1-240-695-91	METAL CHIP	1K	5%	1/20W
R436	1-240-695-91	METAL CHIP	1K	5%	1/20W
R437	1-240-695-91	METAL CHIP	1K	5%	1/20W
R438	1-240-718-91	METAL CHIP	100K	5%	1/20W
R439	1-240-714-91	METAL CHIP	47K	5%	1/20W
R443	1-240-718-91	METAL CHIP	100K	5%	1/20W
R444	1-240-726-91	METAL CHIP	470K	5%	1/20W
R445	1-240-726-91	METAL CHIP	470K	5%	1/20W
R446	1-240-718-91	METAL CHIP	100K	5%	1/20W
R447	1-240-718-91	METAL CHIP	100K	5%	1/20W
R448	1-240-718-91	METAL CHIP	100K	5%	1/20W
R449	1-240-695-91	METAL CHIP	1K	5%	1/20W
R451	1-240-714-91	METAL CHIP	47K	5%	1/20W
R452	1-218-985-11	RES-CHIP	470K	5%	1/16W
R453	1-218-985-11	RES-CHIP	470K	5%	1/16W
R454	1-240-714-91	METAL CHIP	47K	5%	1/20W
R455	1-240-714-91	METAL CHIP	47K	5%	1/20W
R462	1-218-965-11	RES-CHIP	10K	5%	1/16W
R463	1-218-953-11	RES-CHIP	1K	5%	1/16W
R465	1-218-965-11	RES-CHIP	10K	5%	1/16W
R466	1-218-953-11	RES-CHIP	1K	5%	1/16W
R467	1-218-965-11	RES-CHIP	10K	5%	1/16W
R468	1-218-953-11	RES-CHIP	1K	5%	1/16W
R469	1-240-718-91	METAL CHIP	100K	5%	1/20W

Ref. No.	Part No.	Description			Remark
R470	1-240-729-91	METAL CHIP	1M	5%	1/20W
R471	1-218-977-11	RES-CHIP	100K	5%	1/16W
R474	1-218-989-11	METAL CHIP	1M	0.5%	1/16W
R475	1-240-718-91	METAL CHIP	100K	5%	1/20W
R476	1-218-989-11	METAL CHIP	1M	0.5%	1/16W
R477	1-218-985-11	METAL CHIP	470K	0.5%	1/16W
R478	1-218-989-11	METAL CHIP	1M	0.5%	1/16W
R479	1-218-965-11	RES-CHIP	10K	5%	1/16W
R480	1-218-965-11	RES-CHIP	10K	5%	1/16W
R484	1-218-977-11	RES-CHIP	100K	5%	1/16W
R485	1-218-946-11	RES-CHIP	270	5%	1/16W
R487	1-218-977-11	RES-CHIP	100K	5%	1/16W
R491	1-240-695-91	METAL CHIP	1K	5%	1/20W
R492	1-240-711-91	METAL CHIP	22K	5%	1/20W
R493	1-240-718-91	METAL CHIP	100K	5%	1/20W
R494	1-240-729-91	METAL CHIP	1M	5%	1/20W
R495	1-218-959-11	RES-CHIP	3.3K	5%	1/16W
R496	1-218-989-11	METAL CHIP	1M	0.5%	1/16W
R497	1-240-726-91	METAL CHIP	470K	5%	1/20W
R498	1-240-718-91	METAL CHIP	100K	5%	1/20W
R499	1-240-718-91	METAL CHIP	100K	5%	1/20W
R603	1-218-955-11	RES-CHIP	1.5K	5%	1/16W
R604	1-208-643-11	RES-CHIP	22	5%	1/16W
R605	1-208-643-11	RES-CHIP	22	5%	1/16W
R606	1-240-720-91	METAL CHIP	150K	5%	1/20W
R608	1-240-718-91	METAL CHIP	100K	5%	1/20W
R652	1-218-965-11	RES-CHIP	10K	5%	1/16W
R656	1-240-681-91	METAL CHIP	68	5%	1/20W
R659	1-218-965-11	RES-CHIP	10K	5%	1/16W
R660	1-218-973-11	RES-CHIP	47K	5%	1/16W
R662	1-218-954-11	RES-CHIP	1.2K	5%	1/16W
R701	1-240-697-91	METAL CHIP	1.5K	5%	1/20W
R702	1-240-702-91	METAL CHIP	3.9K	5%	1/20W
R703	1-694-535-91	CONDCTOR, CHIP (0603) (suffix-12)			
R705	1-218-990-11	SHORT	0		
R706	1-240-702-91	METAL CHIP	3.9K	5%	1/20W
R707	1-240-697-91	METAL CHIP	1.5K	5%	1/20W
R708	1-240-712-91	METAL CHIP	27K	5%	1/20W
R709	1-218-949-11	RES-CHIP	470	5%	1/16W
R710	1-240-714-91	METAL CHIP	47K	5%	1/20W
R711	1-240-714-91	METAL CHIP	47K	5%	1/20W
R714	1-218-990-11	SHORT	0 (suffix-12)		
R715	1-218-990-11	SHORT	0 (suffix-12)		
R716	1-218-941-11	RES-CHIP	100	5%	1/16W
R717	1-694-535-91	CONDCTOR, CHIP (0603) (suffix-12)			
R718	1-218-971-11	RES-CHIP	33K	5%	1/16W
R719	1-218-990-11	SHORT	0 (suffix-12)		
R720	1-218-957-11	RES-CHIP	2.2K	5%	1/16W
R721	1-218-973-11	RES-CHIP	47K	5%	1/16W
R722	1-240-699-91	METAL CHIP	2.2K	5%	1/20W
R723	1-218-973-11	RES-CHIP	47K	5%	1/16W
R724	1-218-977-11	RES-CHIP	100K	5%	1/16W
R725	1-240-718-91	METAL CHIP	100K	5%	1/20W
R726	1-218-975-11	RES-CHIP	68K	5%	1/16W
R727	1-218-929-11	RES-CHIP	10	5%	1/16W
R733	1-240-713-91	METAL CHIP	33K	5%	1/20W
R734	1-240-699-91	METAL CHIP	2.2K	5%	1/20W
R735	1-240-683-91	METAL CHIP	100	5%	1/20W
R736	1-240-695-91	METAL CHIP	1K	5%	1/20W

Ref. No.	Part No.	Description			Remark
		< VIBRATOR >			
X401	1-781-769-21	VIBRATOR, CERAMIC (20MHz)			
X402	1-767-994-42	VIBRATOR, CRYSTAL (32.768kHz)			
	A-7074-594-A	PS-440 BOARD, COMPLETE			
		**********			
		(Ref. No.: 10,000 Series)			
		< CAPACITOR >			
C302	1-125-777-11	CERAMIC CHIP	0.1uF	10%	10V
C303	1-125-777-11	CERAMIC CHIP	0.1uF	10%	10V
C304	1-125-777-11	CERAMIC CHIP	0.1uF	10%	10V
C305	1-127-895-11	TANTALUM CHIP	22uF	20%	4V
C306	1-125-777-11	CERAMIC CHIP	0.1uF	10%	10V
C308	1-107-819-11	CERAMIC CHIP	0.022uF	10%	16V
C309	1-125-777-11	CERAMIC CHIP	0.1uF	10%	10V
C310	1-125-777-11	CERAMIC CHIP	0.1uF	10%	10V
C312	1-125-777-11	CERAMIC CHIP	0.1uF	10%	10V
C314	1-125-777-11	CERAMIC CHIP	0.1uF	10%	10V
C315	1-125-777-11	CERAMIC CHIP	0.1uF	10%	10V
C323	1-125-777-11	CERAMIC CHIP	0.1uF	10%	10V
C324	1-125-777-11	CERAMIC CHIP	0.1uF	10%	10V
C325	1-125-777-11	CERAMIC CHIP	0.1uF	10%	10V
C326	1-125-777-11	CERAMIC CHIP	0.1uF	10%	10V
C327	1-125-777-11	CERAMIC CHIP	0.1uF	10%	10V
C328	1-117-919-11	TANTALUM CHIP	10uF	20%	6.3V
C329	1-125-777-11	CERAMIC CHIP	0.1uF	10%	10V
C330	1-125-777-11	CERAMIC CHIP	0.1uF	10%	10V
C333	1-128-632-91	CERAMIC CHIP	0.01uF	10%	6.3V
C335	1-117-919-11	TANTALUM CHIP	10uF	20%	6.3V
C336	1-164-943-11	CERAMIC CHIP	0.01uF	10%	16V
C337	1-128-608-91	CERAMIC CHIP	22PF	5%	25V
C338	1-128-606-91	CERAMIC CHIP	15PF	5%	25V
C339	1-127-996-91	CERAMIC CHIP	6PF	0.5PF	25V
C346	1-117-919-11	TANTALUM CHIP	10uF	20%	6.3V
C349	1-125-777-11	CERAMIC CHIP	0.1uF	10%	10V
C353	1-125-777-11	CERAMIC CHIP	0.1uF	10%	10V
C501	1-125-777-11	CERAMIC CHIP	0.1uF	10%	10V
C502	1-125-777-11	CERAMIC CHIP	0.1uF	10%	10V
C503	1-125-777-11	CERAMIC CHIP	0.1uF	10%	10V
C504	1-125-777-11	CERAMIC CHIP	0.1uF	10%	10V
C507	1-125-777-11	CERAMIC CHIP	0.1uF	10%	10V
C508	1-125-777-11	CERAMIC CHIP	0.1uF	10%	10V
C510	1-125-777-11	CERAMIC CHIP	0.1uF	10%	10V
C512	1-125-777-11	CERAMIC CHIP	0.1uF	10%	10V
C515	1-125-777-11	CERAMIC CHIP	0.1uF	10%	10V
C516	1-125-777-11	CERAMIC CHIP	0.1uF	10%	10V
C518	1-125-777-11	CERAMIC CHIP	0.1uF	10%	10V
C520	1-125-777-11	CERAMIC CHIP	0.1uF	10%	10V
C521	1-125-777-11	CERAMIC CHIP	0.1uF	10%	10V
C522	1-128-628-91	CERAMIC CHIP	0.0022uF	10%	6.3V
C523	1-164-939-11	CERAMIC CHIP	0.0022uF	10%	16V
C524	1-125-777-11	CERAMIC CHIP	0.1uF	10%	10V
C525	1-127-999-91	CERAMIC CHIP	9PF	0.5PF	25V
C526	1-127-999-91	CERAMIC CHIP	9PF	0.5PF	25V
C528	1-125-777-11	CERAMIC CHIP	0.1uF	10%	10V
C529	1-125-777-11	CERAMIC CHIP	0.1uF	10%	10V
C530	1-117-919-11	TANTALUM CHIP	10uF	20%	6.3V
C531	1-125-777-11	CERAMIC CHIP	0.1uF	10%	10V
C532	1-125-777-11	CERAMIC CHIP	0.1uF	10%	10V
C533	1-125-777-11	CERAMIC CHIP	0.1uF	10%	10V
C535	1-117-919-11	TANTALUM CHIP	10uF	20%	6.3V
C541	1-125-777-11	CERAMIC CHIP	0.1uF	10%	10V
C543	1-117-919-11	TANTALUM CHIP	10uF	20%	6.3V
C545	1-117-919-11	TANTALUM CHIP	10uF	20%	6.3V
C546	1-125-777-11	CERAMIC CHIP	0.1uF	10%	10V
C548	1-125-777-11	CERAMIC CHIP	0.1uF	10%	10V
C556	1-137-700-91	TANTALUM CHIP	10uF	20%	6.3V
C557	1-137-700-91	TANTALUM CHIP	10uF	20%	6.3V
		< DIODE >			
D501	8-719-056-23	DIODE MA2S111- (K8).SO			
		< FERRITE BEAD >			
FB301	1-414-233-22	INDUCTOR	0uH		
FB302	1-414-228-11	INDUCTOR	0uH		
FB304	1-414-228-11	INDUCTOR	0uH		
FB501	1-414-228-11	INDUCTOR	0uH		
FB503	1-414-228-11	INDUCTOR	0uH		
FB504	1-500-282-11	INDUCTOR	0uH		
		< IC >			
IC301	8-759-654-55	IC MB87J4030LGA-G-ER			
IC303	8-759-681-74	IC MB81F641642D-15PB-ER-WJ			
IC304	8-759-681-74	IC MB81F641642D-15PB-ER-WJ			
IC305	8-759-675-54	IC TC7W53FK (TE85R)			
IC501	8-759-669-63	IC HD6417197BT77			
IC503	8-759-271-88	IC TC7SHU04FU-TE85R			
IC506	8-759-681-74	IC MB81F641642D-15PB-ER-WJ			
IC507	8-759-680-85	IC AK6417AL-L			
		< COIL >			
L301	1-469-757-21	INDUCTOR	10uH		
L302	1-469-757-21	INDUCTOR	10uH		
L303	1-469-757-21	INDUCTOR	10uH		
L304	1-469-757-21	INDUCTOR	10uH		
L305	1-412-959-11	INDUCTOR	47uH		
L501	1-469-757-21	INDUCTOR	10uH		
L502	1-469-757-21	INDUCTOR	10uH		
L503	1-469-757-21	INDUCTOR	10uH		
L504	1-469-757-21	INDUCTOR	10uH		
L505	1-469-757-21	INDUCTOR	10uH		
		< TRANSISTOR >			
Q302	8-729-050-91	TRANSISTOR	UNRL21300AS0		
Q303	8-729-050-92	TRANSISTOR	UNRL21400AS0		
Q304	8-729-050-92	TRANSISTOR	UNRL21400AS0		
Q305	8-729-050-74	TRANSISTOR	2SB1462L0AS0		
Q306	8-729-050-74	TRANSISTOR	2SB1462L0AS0		
Q307	8-729-050-74	TRANSISTOR	2SB1462L0AS0		
Q308	8-729-050-74	TRANSISTOR	2SB1462L0AS0		
Q309	8-729-050-74	TRANSISTOR	2SB1462L0AS0		
Q501	8-729-050-91	TRANSISTOR	UNRL21300AS0		
		< RESISTOR >			
R302	1-218-953-11	RES-CHIP	1K	5%	1/16W
R303	1-208-869-11	METAL CHIP	180	0.5%	1/16W
R304	1-208-663-11	METAL CHIP	150	0.5%	1/16W
R305	1-218-958-11	METAL CHIP	2.7K	0.5%	1/16W
R306	1-240-714-91	METAL CHIP	47K	5%	1/20W

Ref. No.	Part No.	Description			Remark
R307	1-218-941-11	METAL CHIP	100	0.5%	1/16W
R308	1-208-663-11	METAL CHIP	150	0.5%	1/16W
R309	1-208-663-11	METAL CHIP	150	0.5%	1/16W
R310	1-218-958-11	METAL CHIP	2.7K	0.5%	1/16W
R311	1-240-714-91	METAL CHIP	47K	5%	1/20W
R312	1-240-729-91	METAL CHIP	1M	5%	1/20W
R313	1-240-686-91	METAL CHIP	180	5%	1/20W
R314	1-240-689-91	METAL CHIP	330	5%	1/20W
R315	1-240-693-91	METAL CHIP	680	5%	1/20W
R316	1-240-694-91	METAL CHIP	820	5%	1/20W
R317	1-240-711-91	METAL CHIP	22K	5%	1/20W
R319	1-240-695-91	METAL CHIP	1K	5%	1/20W
R321	1-240-695-91	METAL CHIP	1K	5%	1/20W
R323	1-240-695-91	METAL CHIP	1K	5%	1/20W
R325	1-240-695-91	METAL CHIP	1K	5%	1/20W
R327	1-240-695-91	METAL CHIP	1K	5%	1/20W
R347	1-694-535-91	CONDCTOR, CHIP (0603)			
R348	1-218-990-11	SHORT	0		
R349	1-240-679-91	METAL CHIP	47	5%	1/20W
R350	1-240-695-91	METAL CHIP	1K	5%	1/20W
R351	1-240-695-91	METAL CHIP	1K	5%	1/20W
R352	1-240-695-91	METAL CHIP	1K	5%	1/20W
R353	1-240-695-91	METAL CHIP	1K	5%	1/20W
R355	1-240-695-91	METAL CHIP	1K	5%	1/20W
R507	1-240-714-91	METAL CHIP	47K	5%	1/20W
R511	1-218-973-11	RES-CHIP	47K	5%	1/16W
R512	1-218-973-11	RES-CHIP	47K	5%	1/16W
R513	1-218-953-11	RES-CHIP	1K	5%	1/16W
R514	1-218-953-11	RES-CHIP	1K	5%	1/16W
R516	1-240-714-91	METAL CHIP	47K	5%	1/20W
R517	1-694-535-91	CONDCTOR, CHIP (0603)			
R521	1-240-714-91	METAL CHIP	47K	5%	1/20W
R522	1-240-718-91	METAL CHIP	100K	5%	1/20W
R523	1-240-714-91	METAL CHIP	47K	5%	1/20W
R526	1-216-864-11	METAL CHIP	0	5%	1/16W
R527	1-240-714-91	METAL CHIP	47K	5%	1/20W
R528	1-240-714-91	METAL CHIP	47K	5%	1/20W
R529	1-694-535-91	CONDCTOR, CHIP (0603)			
R530	1-240-729-91	METAL CHIP	1M	5%	1/20W
R531	1-240-714-91	METAL CHIP	47K	5%	1/20W
R533	1-240-714-91	METAL CHIP	47K	5%	1/20W
R534	1-240-714-91	METAL CHIP	47K	5%	1/20W
R536	1-694-535-91	CONDCTOR, CHIP (0603)			
R537	1-240-729-91	METAL CHIP	1M	5%	1/20W
R538	1-240-718-91	METAL CHIP	100K	5%	1/20W
R542	1-240-679-91	METAL CHIP	47	5%	1/20W
R545	1-240-695-91	METAL CHIP	1K	5%	1/20W
R546	1-240-707-91	METAL CHIP	10K	5%	1/20W
R547	1-218-990-11	SHORT	0		
R548	1-240-714-91	METAL CHIP	47K	5%	1/20W
		< VARISTOR >			
VDR501	1-801-862-11	VARISTOR, CHIP			
		< VIBRATOR >			
X303	1-781-764-21	VIBRATOR, CERAMIC (16.384MHz)			
X501	1-781-773-21	VIBRATOR, CRYSTAL (25.8048MHz)			
X502	1-781-620-21	VIBRATOR, CERAMIC (48MHz)			

2002A0500-1
© 2002. 1
Published by DI Customer Center

Revision History

Ver.	Date	History	Contents	S.M. Rev. issued
1.0	2000.10	Official Release	—	—
1.1	2002.01	Supplement-1 (S1 PV01-052)	• Suffix No. of the boards are changed. (BT-2, CA-66, DD-150 and HI-74 boards have been changed from -11 to -12, and changed from -12 to -13. PS-440 board has been changed from -11 to -12.)	No